



**CableLabs PKI**

**Trust Infrastructure Document  
(Certificate Templates)**

**C-PKI-TI-V1.5**

**11/30/2023**

**Copyright Notice**

**CableLabs PKI**

---

Copyright © 2023 Cable Television Laboratories, Inc.

**DISCLAIMER**

This document is furnished on an "AS IS" basis and neither CableLabs nor its members provide any representation or warranty, express or implied, regarding the accuracy, completeness, noninfringement, or fitness for a particular purpose of this document, or any document referenced herein. Any use or reliance on the information or opinion in this document is at the risk of the user, and CableLabs and its members must not be liable for any damage or injury incurred by any person arising out of the completeness, accuracy, or utility of any information or opinion contained in this document.

CableLabs reserves the right to revise this document for any reason including, but not limited to, changes in laws, regulations, or standards promulgated by various entities, technology advances, or changes in equipment design, manufacturing techniques, or operating procedures described, or referred to, herein.



## Contents

<b>1</b>	<b>SCOPE</b>	<b>6</b>
1.1	Introduction and Purpose	6
1.2	Background	6
1.3	Requirements	6
1.4	Conventions	6
<b>2</b>	<b>REFERENCES</b>	<b>7</b>
2.1	Normative References	7
2.2	Informative References	7
2.3	Reference Acquisition	7
<b>3</b>	<b>TERMS AND DEFINITIONS</b>	<b>9</b>
<b>4</b>	<b>ABBREVIATIONS AND ACRONYMS</b>	<b>10</b>
<b>5</b>	<b>OVERVIEW</b>	<b>12</b>
5.1	The Broadband Trust Infrastructure	12
5.2	Names Encoding	12
5.3	CableLabs OID Arc Management	13
5.3.1	Service OIDs for Extended Key Usage Values	13
<b>6</b>	<b>CERTIFICATE VALIDATION</b>	<b>14</b>
6.1	Name Validation	14
6.2	Processing Certificates Extensions	14
6.2.1	Critical, Optional, and Required Certificate Extensions	14
6.2.2	Processing or Ignoring Certificate Extensions	14
<b>7</b>	<b>TRUST STORE STORAGE REQUIREMENTS</b>	<b>16</b>
<b>8</b>	<b>TRIAL CERTIFICATE PROFILES</b>	<b>17</b>
<b>9</b>	<b>ROOT CERTIFICATION AUTHORITIES</b>	<b>18</b>
9.1	CableLabs RSA Root CA RSA Certificate	18
<b>10</b>	<b>INTERMEDIATE CERTIFICATION AUTHORITIES</b>	<b>20</b>
10.1	CableLabs Device CA RSA Certificate	20
10.2	CableLabs CVC CA RSA Certificate	21
10.3	CableLabs Service Provider CA RSA Certificate	23
<b>11</b>	<b>REVOCACTION SERVICES</b>	<b>25</b>
11.1	OCSP Revocation Services	25
11.1.1	OCSP Responder Certificates	25
11.1.2	OCSP Responses Version Number(s)	25
11.1.3	OCSP Responses Extensions	25
11.2	Certificate Revocation Lists (CRL)	25
11.2.1	Version Number(s)	25
11.2.2	CRL Extensions	25
<b>12</b>	<b>EXTENDED INFRASTRUCTURE SERVICES</b>	<b>26</b>
12.1	Code Verification RSA Certificates (CVC)	26
12.2	AAA Server RSA Certificates	27
12.3	Service Provider RSA Certificates	29
<b>13</b>	<b>PROTOCOL SPECIFIC CERTIFICATE PROFILES</b>	<b>31</b>
13.1	DOCSIS 4.0 Certificates	31

**CableLabs PKI**

---

- 13.1.1 *DOCSIS 4.0 CM Device Certificate*..... 31
- 13.1.2 *DOCSIS 4.0 CMTS Full Certificate*..... 32
- 13.1.3 *DOCSIS 4.0 CMTS No-Revocation Information Certificate (NRI)*..... 34
- 13.2 *DOCSIS 3.1 Certificates*..... 36
  - 13.2.1 *DOCSIS 3.1 CM Device RSA Certificate*..... 36
- 13.3 *Remote PHY Certificates*..... 38
  - 13.3.1 *CCAP Core FULL RSA Certificate*..... 38
  - 13.3.2 *CCAP Core NRI RSA Certificate*..... 39
  - 13.3.3 *Remote PHY Device RSA Certificates* ..... 41
  - 13.3.4 *Remote Switch Device (RSD) RSA Certificates* ..... 42
  - 13.3.5 *Remote Phy Server and AAA Certificate Profile (Deprecated)* ..... 43
- 13.4 *DPoE Certificates* ..... 45
  - 13.4.1 *Optical Network Unit Device Certificates (ONU)* ..... 45
- 13.5 *Flexible MAC Architecture Certificates* ..... 47
  - 13.5.1 *FMA MSO Backoffice Certificates*..... 47
  - 13.5.2 *FMA Management Functionality Certificates* ..... 50
  - 13.5.3 *FMA MAC Network Element (MAC-NE) Certificates* ..... 53
- APPENDIX I    ACKNOWLEDGEMENTS (INFORMATIVE).....57**

## Figures

Figure 1 - DOCSIS PKI Hierarchy (D3.1+) .....	12
---	----

## Tables

Table 1 – Trust Infrastructure (TI) Related Specifications .....	6
Table 2 - Object Identifiers for ECU enabled functionalities .....	13
Table 3 - CableLabs Root CA RSA Certificate Profile .....	18
Table 4 - CableLabs Device CA RSA Certificate Profile.....	20
Table 5 - CableLabs DOCSIS CVC CA RSA Certificate Profile.....	21
Table 6 - CableLabs Service Provider CA RSA Certificate Profile .....	23
Table 7 - Code Verification RSA Certificate Profile .....	26
Table 8 - Allowed Values for <Environment> field.....	27
Table 9 - CableLabs AAA Server RSA Certificate Profile .....	27
Table 10 - CableLabs Service Provider RSA Certificate Profile .....	29
Table 11 – CableLabs DOCSIS 4.0 CM Certificate Profile .....	31
Table 12 - CableLabs DOCSIS 4.0 CMTS Full Certificate Profile .....	32
Table 13 - CableLabs DOCSIS 4.0 CMTS NRI Certificate Profile .....	34
Table 14 – CableLabs DOCSIS 3.1 CM Device RSA Certificate Profile .....	36
Table 15 – Remote PHY CCAP Core FULL RSA Certificate Profile .....	38
Table 16 – Remote PHY CCAP Core NRI RSA Certificate Profile.....	39
Table 17 – Remote Phy Device RSA Certificate Profile .....	41
Table 18 – Remote Switch Device RSA Certificate Profile .....	42
Table 19 - CableLabs R-Phy Server and AAA Certificate Profile .....	43
Table 20 – DPoE ONU Device Certificate Profile .....	45
Table 21 - CableLabs FMA MSO Backoffice RSA Certificate Profile .....	47
Table 22 - CableLabs FMA MSO Backoffice ECC Certificate Profile .....	48
Table 23 - CableLabs FMA Management Functionality RSA Certificate Profile .....	50
Table 24 - CableLabs FMA Management Functionality ECC Certificate Profile .....	52
Table 25 - CableLabs FMA MAC-NE RSA Certificate Profile .....	53
Table 26 - CableLabs FMA MAC-NE ECC Certificate Profile .....	55

**CableLabs PKI**

---

# 1 SCOPE

## 1.1 Introduction and Purpose

This specification is part of the DOCSIS® family of specifications developed by Cable Television Laboratories (CableLabs). This specification is part of a series of specifications that define the trust infrastructure and its configuration to provide secure authentication credentials for the broadband industry all around the world (e.g., North and South America, Europe, Asia, and Africa).

## 1.2 Background

Trust Infrastructure (TI) related specifications are listed in Table 1.

**Table 1 – Trust Infrastructure (TI) Related Specifications**

Designation	Title
CM-SP-SECv3.1	DOCSIS 3.1 Security Specification
CM-SP-SECv4.0	DOCSIS 4.0 Security Specification
CM-SP-R-PHY	Remote PHY Specification
DPoE-SP-SECv2.0	DPoE Specification
CM-SP-FMA-SYS	Flexible MAC Architecture Specification

## 1.3 Requirements

Throughout this document, the words that are used to define the significance of particular requirements are capitalized. These words are:

"MUST"	This word means that the item is an absolute requirement of this specification.
"MUST NOT"	This phrase means that the item is an absolute prohibition of this specification.
"SHOULD"	This word means that there may exist valid reasons in particular circumstances to ignore this item, but the full implications should be understood, and the case carefully weighed before choosing a different course.
"SHALL"	This word has the same meaning as "SHOULD" and can be used equivalently throughout this document.
"SHOULD NOT"	This phrase means that there may exist valid reasons in particular circumstances when the listed behavior is acceptable or even useful, but the full implications should be understood, and the case carefully weighed before implementing any behavior described with this label.
"SHALL NOT"	This phrase has the same meaning as "SHOULD NOT" and can be used equivalently throughout this document.
"MAY"	This word or the adjective "OPTIONAL" means that this item is truly optional. One vendor may choose to include the item because a particular marketplace requires it or because it enhances the product, for example; another vendor may omit the same item.

This document defines many features and parameters, and a valid range for each parameter is usually specified. Equipment (CM and CMTS) requirements are always explicitly stated. Equipment is to comply with all mandatory (MUST and MUST NOT) requirements to be considered compliant with this specification. Support of non-mandatory features and parameter values is optional.

## 1.4 Conventions

In this specification, the following convention applies any time a bit field is displayed in a figure. The bit field should be interpreted by reading the figure from left to right, then from top to bottom, with the MSB being the first bit so read and the LSB being the last bit so read.

MIB syntax and XML Schema syntax is represented by this code sample font.

Notices and/or Warnings are identified by this style font and label.

## 2 REFERENCES

### 2.1 Normative References

In order to claim compliance with this specification, it is necessary to conform to the following standards and other works as indicated, in addition to the other requirements of this specification. Intellectual property rights may be required to implement these references.

[DOCSIS SECv4.0]	DOCSIS 3.1 Security Specification, CM-SP-SECv4.0-I02-201202, Dec 2, 2020, Cable Television Laboratories, Inc.
[DOCSIS SECv3.1]	DOCSIS 3.1 Security Specification, CM-SP-SECv3.1-I09-200407, Apr 7, 2020, Cable Television Laboratories, Inc.
[DPoE SECv2.0]	DOCSIS Provisioning of EPON Specifications. DPoE Security and Certificate Specification. DPoE-SP-SECv2.0-I06-180228. February 28, 2018, Cable Television Laboratories, Inc.
[FMA SYS]	DOCSIS Flexible MAC Architecture. System Specification. CM-SP-FMA-SYS-I03-220126. November 1, 2021, Cable Television Laboratories, Inc.
[FMA OSSI]	DOCSIS Flexible MAC Architecture. OSS Interface Specification. CM-SP-FMA-OSSI-I01-211101. November 1, 2021, Cable Television Laboratories, Inc.
[FIPS 140-2]	Federal Information Processing Standards Publication (FIPS PUB) 140-2, Security Requirements for Cryptographic Modules, June 2001.
[FIPS 180-4]	Federal Information Processing Standards Publication (FIPS PUB) 180-2, Secure Hash Standard, May 2014.
[PKCS#7]	RSA Laboratories, PKCS #7: Cryptographic Message Syntax Standard, An RSA Laboratories Technical Note, Version 1.5, Revised November 1, 1993.
[RFC 5280]	IETF RFC 5280, Internet X.509 Public Key Infrastructure Certificate and Certificate Revocation List (CRL) Profile, D. Cooper, S. Santesson, S. Farrell, S. Boeyen, R. Housley, W. Polk, May 2008.
[RFC 6960]	IETF RFC 6960, X.509 Internet Public Key Infrastructure Online Certificate Status Protocol – OCSP, S. Santesson, M. Myers, R. Ankney, A. Malpani, S. Galperin, C. Adams, June 2013.
[X.509]	ITU-T Recommendation X.509 (10/12): Information Technology - Open Systems Interconnection - The Directory: Public key and attribute certificate frameworks.
[X.690]	ITU-T Recommendation X.690 (11/08)   ISO/IEC 8825-1:2002, Information Technology - ASN.1 Encoding Rules: Specification of Basic Encoding Rules (BER), Canonical Encoding Rules (CER) and Distinguished Encoding Rules (DER).

### 2.2 Informative References

This specification uses the following informative references.

[ISO 3166]	ISO 3166-1, Codes for the representation of names of countries and their subdivisions -- Part 1: Country codes.
[NIST SP800-63B]	NIST Special Publication 800-63B, Digital Identity Guidelines Authentication and Lifecycle Management, National Institute of Standards and Technology, June 2017.
[NIST SP800-90A]	NIST Special Publication 800-90A, Recommendation for Random Number Generation Using Deterministic Random Bit Generators, Revision 1, National Institute of Standards and Technology, June 2015.
[RSA]	RSA Laboratories, PKCS #1 v2.0: RSA Cryptography Standard, October 1, 1999.
[ECDSA]	American National Standards Institute, "Public Key Cryptography for the Financial Services Industry: The Elliptic Curve Digital Signature Algorithm (ECDSA)", ANSI ANS X9.62-2005, November 2005.

### 2.3 Reference Acquisition

- Cable Television Laboratories, Inc., 858 Coal Creek Circle, Louisville, CO 80027; Phone +1-303-661-9100; Fax +1-303-661-9199. <http://www.cablemodem.com>.

## **CableLabs PKI**

---

- Federal Information Processing Standards: 100 Bureau Drive, Mail Stop 3200, Gaithersburg, MD 20899-3200. Phone +1-301-975-4054; Fax +1-301-926-8091. <http://csrc.nist.gov/publications/fips/>.
- IETF Secretariat, c/o Corporation for National Research Initiatives, 1895 Preston White Drive, Suite 100, Reston, VA 20191-5434 Phone +1-703-620-8990; Fax +1-703-620-9071. <http://www.ietf.org>.
- ITU Recommendations: Place des Nations, CH-1211, Geneva 20, Switzerland. Phone +41-22-730-51-11; Fax +41-22-733-7256. <http://www.itu.int>.
- Public Key Cryptography Standards: RSA Security Inc. 174 Middlesex Turnpike, Bedford, MA 01730. Phone +1-781-515-5000; Fax 781-515-5010. <http://www.rsasecurity.com/rsalabs/>.
- SCTE, Society of Cable Telecommunications Engineers, 140 Philips Road, Exton, PA 19341-1318, Phone +1-800-542-5040; Fax+1-610-363-5898, <http://www.scte.org/default.aspx/>.



### 3 TERMS AND DEFINITIONS

This specification uses the following terms.

<b>DER Encoded</b>	A value which is encoded using the ASN.1 Distinguished Encoding Rules [X.690].
<b>Hardware</b>	Includes software and CPU and instructions and data that are permanently embedded in such device or component in a form that cannot be modified or updated using <i>widely available tools</i> and can only be modified or updated using <i>professional tools with difficulty</i> .
<b>Relying Party</b>	An entity that relies upon the subscriber's authenticator(s) and credentials or a verifier's assertion of a claimant's identity, typically to process a transaction or grant access to information or a system.
<b>Software</b>	An implementation that includes but is not limited to DOCSIS 4.0 functions through a CPU executing computer program code consisting of instructions or data, other than such instructions or data that are included in <i>hardware</i> , where such instructions or data can be modified by download or by any manner of update. <i>Hardware</i> is a physical device, including a component that implements any part of the DOCSIS 4.0 requirements.
<b>Trust Anchor</b>	An authoritative entity for which trust is assumed and not derived. In DOCSIS 4.0, the root certificate acts as the trust anchor from which the chain of trust is derived.

## 4 ABBREVIATIONS AND ACRONYMS

This specification uses the following abbreviations and acronyms.

<b>AES</b>	Advanced Encryption Standard
<b>ASN.1</b>	Abstract Syntax Notation 1
<b>CA</b>	Certificate Authority
<b>CCAP</b>	Converged Cable Access Platform
<b>CM</b>	Cable Modem
<b>CMS</b>	Cryptographic Message Structure
<b>CMTS</b>	Cable Modem Termination System
<b>CRL</b>	Certificate Revocation List
<b>CVC</b>	Code Verification Certificate
<b>CVS</b>	Code Verification Signature
<b>DER</b>	Distinguished Encoding Rules
<b>DPoE</b>	DOCSIS® Provisioning of EPON
<b>DOCSIS</b>	Data-Over-Cable Service Interface Specifications
<b>EAE</b>	Early Authentication and Encryption
<b>ECC</b>	Elliptic Curve Cryptography
<b>ECDSA</b>	Elliptic Curve Digital Signature Algorithm
<b>FIPS</b>	Federal Information Processing Standards
<b>FMA</b>	Flexible MAC Architecture
<b>FQDN</b>	Fully Qualified Domain Name
<b>HFC</b>	Hybrid Fiber/Coax
<b>IP</b>	Internet Protocol
<b>IPR</b>	Intellectual Property Rights
<b>IPv4</b>	Version 4 of the Internet Protocol
<b>IPv6</b>	Version 6 of the Internet Protocol
<b>ISO</b>	International Organization for Standards
<b>ITU-T</b>	Telecommunication Standardization Sector of the International Telecommunications Union
<b>LAN</b>	Local Area Network
<b>MAC</b>	Media Access Control
<b>MAC-NE</b>	Media Access Control Network Element
<b>MSO</b>	Multiple Systems Operator
<b>OCSP</b>	Online Certificate Status Protocol
<b>OID</b>	Object Identifier
<b>PKI</b>	Public Key Infrastructure
<b>RP</b>	Relying Party

<b>RFC</b>	Request For Comments
<b>RMD</b>	Remote MACPHY Device
<b>RPD</b>	Remote-Phy Device
<b>RSA</b>	Rivest, Shamir, Adleman (a public key cryptographic algorithm)
<b>SHA-1</b>	Secure Hash Algorithm 1
<b>SSD</b>	Secure Software Download
<b>SSH</b>	Secure Shell
<b>TLS</b>	Transport Layer Security
<b>TLV</b>	Type/Length/Value
<b>UTC</b>	Coordinated Universal Time

## 5 OVERVIEW

### 5.1 The Broadband Trust Infrastructure

This section describes the certificate format and extensions used by CableLabs certification authorities (CA) and summarizes the fields of [X.509] version 3 certificates. The CableLabs certificate PKI hierarchy is shown in Figure 1.

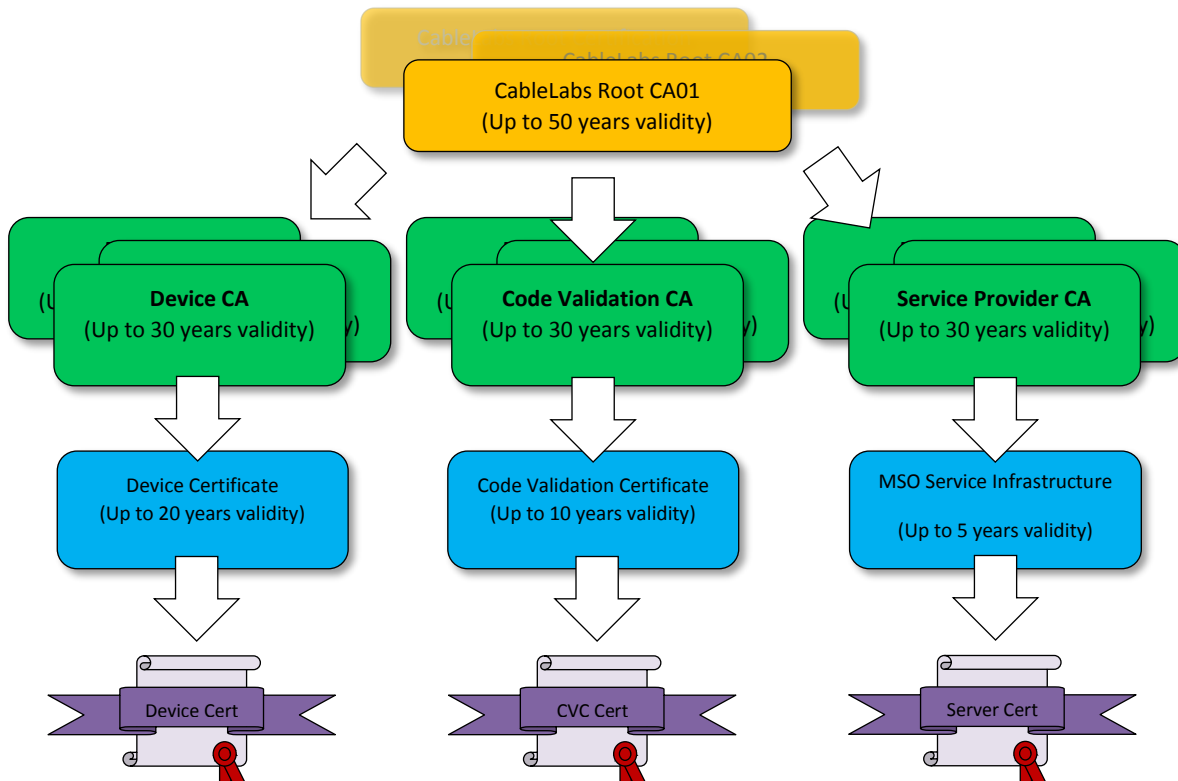


Figure 1 - DOCSIS PKI Hierarchy (D3.1+)

All certificates and CRLs described in this specification are signed using SHA-2 as the hash function (i.e., SHA-256, SHA-384, or SHA-512). The RSA signature algorithm is described in PKCS #1 **Error! Reference source not found.**; The ECDSA signature algorithm is described in [ECDSA]; SHA-256 is described in [FIPS 180-4].

### 5.2 Names Encoding

Names in [X.509] are SEQUENCEs of RelativeDistinguishedNames, which are in turn SETs of AttributeTypeAndValue. AttributeTypeAndValue is a SEQUENCE of an AttributeType (an OBJECT IDENTIFIER) and an AttributeValue. The value of the countryName attribute is a 2-character PrintableString, chosen from [ISO 3166]; all other AttributeValues are encoded as either UTF8String or PrintableString character strings. The PrintableString encoding is used if the character string contains only characters from the PrintableString set, specifically:

```

abcdefghijklmnopqrstuvwxyzABCDEFGHIJKLMNOPQRSTUVWXYZ
0123456789
'()+,.-/:=? and space.

```

The UTF8String type is used if the character string contains characters not in the PrintableString set.

The DER-encoded `tbsCertificate.issuer` field of a valid DOCSIS certificate is an exact binary match to the DER-encoded `tbsCertificate.subject` field of its issuer certificate.

### 5.3 CableLabs OID Arc Management

The CableLabs OID (1.3.6.1.4.1.4491) is the base OID for the definition of identifiers used in CableLabs protocols. The CableLabs OID arc is organized as follows:

```
CableLabs OID ::= { 1.3.6.1.4.1.4491 }
|
+--> id-cl-docsis-pki ::= { cl-id 2021 }
|
+--> id-cl-docsis-pki-cp ::= { id-cl-docsis-pki 1 }
|
+--> id-cl-docsis-pki-ext ::= { id-cl-docsis-pki 2 }
|
+--> id-cl-docsis-pki-ext-eku ::= { id-cl-docsis-pki-ext 1 }
```

Where values under the `id-cl-docsis-pki-ext` arc identify available functionality (e.g., CM or ONU). In order to request changes in the CableLabs OID arc, please contact the Policy Authority and follow the associated procedures.

#### 5.3.1 Service OIDs for Extended Key Usage Values

The DOCSIS PKI defines several different values under the CableLabs' DOCSIS PKI extensions arc `id-cl-docsis-pki-ext-eku` (1.3.6.1.4.1.4491.2021.2.1). Specifically, Table 2 provides the details of the different values and associated usage.

**Table 2 - Object Identifiers for EKU enabled functionalities**

Short Name	Name	Value	Description
svcCMTS	id-cl-pki-eku-CMTS	{id-cl-docsis-pki-ext-eku 1}	CMTS functionalities
svcCM	id-cl-pki-eku-CM	{id-cl-docsis-pki-ext-eku 2}	CM functionalities
svcRPD	id-cl-pki-eku-RPD	{id-cl-docsis-pki-ext-eku 3}	RPD functionalities
svcONU	id-cl-pki-eku-ONU	{id-cl-docsis-pki-ext-eku 4}	ONU functionalities
svcOLT	id-cl-pki-eku-OLT	{id-cl-docsis-pki-ext-eku 5}	OLT functionalities
svcMACNE	id-cl-pki-eku-MACNE	{id-cl-docsis-pki-ext-eku 6}	MACNE functionalities
svcMGMT	id-cl-pki-eku-MGMT	{id-cl-docsis-pki-ext-eku 7}	Management functionalities
svcCCAP	id-cl-pki-eku-CCAP	{id-cl-docsis-pki-ext-eku 8}	CCAP Core functionalities

##### 5.3.1.1 Service OIDs Examples

The values in the table are all relative to the `id-cl-pki-ext-eku` base OID. For example, the `id-cl-pki-eku-CMTS` and `id-cl-pki-eku-CM` that are used in CMTS and CM certificates respectively have the following dotted representation:

```
id-cl-pki-eku-CMTS ::= { id-cl-pki-ext-eku 1 }
--- Value: 1.3.6.1.4.1.4491.2021.2.1.1

id-cl-pki-eku-CM ::= { id-cl-pki-ext-eku 2 }
--- Value: 1.3.6.1.4.1.4491.2021.2.1.2
```

Refer to the Policy Authority for how to submit changes to this table.

## 6 CERTIFICATE VALIDATION

Relying parties (RPs) that want to validate certificates issued under the 2<sup>nd</sup> Gen DOCSIS® PKI, unless specified differently in the relevant protocol specifications, must follow standard procedures described in RFC5280.

Specifically, RPs must be able to correctly build the path to the trusted Root CA, via the path building process, and then perform the identified procedures for path validation process.

In case of errors during the path building or path validation processes, the RP must reject the presented certificate and certificate chain unless otherwise specified in the relevant protocol specifications.

### 6.1 Name Validation

RPs that want to validate names contained in certificates issued under the 2<sup>nd</sup> Gen DOCSIS® PKI, unless specified differently in the relevant protocol specifications, must follow standard procedures described in RFC5280.

Specifically, unless specifically instructed to do so by the relevant specifications and protocols, RPs must not apply additional checks on data types or order of relative distinguished names components as they may change in future versions of the profiles.

### 6.2 Processing Certificates Extensions

Certificates may be used in a wide range of applications and environments covering a broad spectrum of interoperability goals and a broader spectrum of operational and assurance requirements. To this goal, certificate extensions are used to provide additional information that may be processed or ignored depending on the different communication protocols and environment requirements.

This section provides detailed information for how to correctly process critical, optional, and non-optional certificate extensions within the supported environments (see Section 1.2).

#### 6.2.1 Critical, Optional, and Required Certificate Extensions

There are three different types of certificate extensions that are detailed in the certificate profiles contained in this document: critical extensions, required extensions, and optional extensions.

Critical extensions are regular X.509 extensions where the extension's critical field is set to TRUE. The use of the Critical extension is limited to extensions that all RPs are required to be able to process. Although Required and Optional extensions can be marked as critical, the use of the critical flag (TRUE) is reserved for Required extensions only.

Required extensions are regular X.509 extensions where the critical field is set to FALSE, and their presence is required in issued certificates. This type of extension is used to transport data that are required for the correct processing of the certificate according to the different protocols' specification requirements. Required extensions can be marked as critical.

Optional extensions are regular X.509 extensions where the critical field is set to FALSE, but, differently from the Required ones, they are not required to be present in issued certificates. This type of extension is used to transport data that is not required for the correct processing of the certificate, but it is leveraged, when available, to support enhanced functionalities (e.g., revocation). Optional extensions should not be marked as critical, unless explicitly required by the relevant protocols' specifications that the certificate need to support.

#### 6.2.2 Processing or Ignoring Certificate Extensions

Because different protocols and specifications that use DOCSIS certificates may leverage different sets of extensions to operate correctly, there are situations where not all the extensions present in the certificate need to be processed.

When validating certificates and certificate chains, RPs can ignore extensions that are not supported and are not required in the protocol's validation procedures.

An exception to this rule is represented by critical extensions that are required to be supported by RPs. If the RP that is validating the certificate chain encounters a non-supported extension that is marked critical, the certificate validation process should fail.

## 7 TRUST STORE STORAGE REQUIREMENTS

The DOCSIS® PKI is already in its second generation where the cryptographic parameters like key sizes and hashing algorithms have been updated to align with current best practices.

Devices and Applications that participate in the DOCSIS® Ecosystem should provide enough secure storage space (or provide a secure extensible storage space) to accommodate for the size of current cryptographic parameters and plan for the next generation cryptography ones. For example, current post-quantum certificates can have sizes of several Kb (e.g., 10-20 Kb) each, thus increasing the order of magnitude of storage space needed for trust anchors storage, especially at higher security levels (e.g., 192 or 256 bits of security).



## 8 TRIAL CERTIFICATE PROFILES

The DOCSIS® Ecosystem is constantly evolving with new protocols and new requests to support additional profiles for our ecosystem. To accommodate the development and test of new profiles before they can be officially added to the family of supported ones, the Policy Authority works with members of the ecosystem and the certificate providers to be able to issue short-lived (less than 90 days) certificates for test and development purposes.

These certificates must be well identified as test certificates by using the “Test Certificate” text in the subject of the certificate. In particular, test certificates must set the “Manufacturing Facility” value to “Test Certificate” (i.e., “OU=Test Certificate”).

Other qualifiers for the specific protocol can be used in the OU as needed, however, at minimum, the “Test” or “Tests” text **MUST** always be present in the value (case insensitive). Examples of compliant OU values are: “DPoE Test Certificate”, “DOCSIS 4.0 Test Certificate”, “Louisville Tests”, “R-PHY TEST CCAP Core Device”.

Test certificates **MUST NOT** be installed in production environments.

**CableLabs PKI****9 ROOT CERTIFICATION AUTHORITIES****9.1 CableLabs RSA Root CA RSA Certificate**

The DOCSIS PKI comprises one or more Root Certification Authorities. Root Certification Authorities only issue Intermediate CA certificates (no EE certificates issued from the Root) and OCSP Responder ones. The profile for Root Certificates is defined in Table 3:

**Table 3 - CableLabs Root CA RSA Certificate Profile**

<b>CableLabs Root CA RSA Certificate Profile</b>				
<b>Version</b>	v3 (0x02)			
<b>Serial number</b>	Unique Positive Integer assigned by the CA			
<b>Issuer DN</b>	c=US o=CableLabs ou=Root CA<ID#> cn=CableLabs Root Certification Authority			
<b>Subject DN</b>	c=US o=CableLabs ou=Root CA<ID#> cn=CableLabs Root Certification Authority			
<b>Validity Period</b>				
<b>Not Before</b>	<Issuing Date>			
<b>Not After</b>	<Issuing Date> + Up to 50 yrs			
<b>Public Key Info</b>				
<b>Public Key Data</b>	<b>Public Key Algorithm:</b>	• RSA 4096 bit (1 2 840 113549 1 1)		<b>Parameters:</b> • NONE
	<b>Public Key Algorithm:</b>	• RSA 8092 bit (1 2 840 113549 1 1)		<b>Parameters:</b> • NONE
<b>Signature Algorithm(s)</b>	<b>Allowed OIDs:</b> • Sha256WithRSAEncryption (1 2 840 113549 1 1 11), or • Sha384WithRSAEncryption (1 2 840 113549 1 1 11), or • Sha512WithRSAEncryption (1 2 840 113549 1 1 11)			
<b>Extensions</b>				
<b>Standard Extensions</b>	<b>OID</b>	<b>Required</b>	<b>Critical</b>	<b>Value</b>
<b>keyUsage</b>	{id-ce 15}	<b>Yes</b>	<b>TRUE</b>	
keyCertSign				Set (1)
cRLSign				Set (1)
digitalSignature				Set (1), or Not Set (0)
<b>basicConstraints</b>	{id-ce 19}	<b>Yes</b>	<b>TRUE</b>	
cA				Set (TRUE)
<b>subjectKeyIdentifier</b>	{id-ce 14}	<b>Yes</b>	<b>FALSE</b>	
keyIdentifier				Set (<SHA-1 hash of the value of the BIT STRING subjectPublicKey (excluding the tag, length, and number of unused bits)>)
<b>subjectAltName</b>	{id-ce 17}	No	<b>FALSE</b>	<b>(Deprecated)</b>
directoryName				Set by the issuing CA

Values in angle brackets (<>) indicate that appropriate text as indicated below is present:

<ID#>: indicates the ID number of the CA and is populated with the CA certificate is issued (e.g., 01);

**CableLabs PKI****10 INTERMEDIATE CERTIFICATION AUTHORITIES****10.1 CableLabs Device CA RSA Certificate**

The CableLabs Device Certification Authority is issued by the **Root Certification Authority** and issues certificate for DOCSIS devices.

For example, the Device CA is used to issue certificates for Cable Modems, CMTS, and Remote Phy Devices. The Device CA may also issue OCSP Responder certificates.

Note that in order to support the use of a single certificate for D4.0 devices operating in D3.1 mode, the Device CA certificate must be less than or equal to 1487 bytes in size because of the DOCSIS 3.1 BPKM message limitation that caps the maximum supported size for the Auth Info message to 1490 bytes.

The profile for the Device CA certificate is provided in Table 4:

**Table 4 - CableLabs Device CA RSA Certificate Profile**

<b>CableLabs Device CA RSA Certificate Profile</b>				
<b>Version</b>	v3 (0x02)			
<b>Serial number</b>	Unique Positive Integer assigned by the CA			
<b>Issuer DN</b>	c=US o=CableLabs ou=Root CA<ID#> cn=CableLabs Root Certification Authority			
<b>Subject DN</b>	c=US o=CableLabs ou=Device CA<ID#> cn=CableLabs Device Certification Authority			
<b>Validity Period</b>				
<b>Not Before</b>	<Issuing Date>			
<b>Not After</b>	<Issuing Date> + Up to 30 yrs [*]			
<b>Public Key Info</b>				
<b>Public Key Data</b>	<b>Public Key Algorithm:</b>		<b>Parameters:</b>	
	• RSA 2048 bit (1 2 840 113549 1 1)		• NONE	
	<b>Public Key Algorithm:</b>		<b>Parameters:</b>	
• RSA 3072 bit (1 2 840 113549 1 1)		• NONE		
<b>Public Key Algorithm:</b>		<b>Parameters:</b>		
• RSA 4096 bit (1 2 840 113549 1 1)		• NONE		
<b>Signature Algorithm(s)</b>	<b>Allowed OIDs:</b>			
	• Sha256WithRSAEncryption (1 2 840 113549 1 1 11) for RSA, or			
	• Sha384WithRSAEncryption (1 2 840 113549 1 1 12) for RSA, or			
	• Sha512WithRSAEncryption (1 2 840 113549 1 1 13) for RSA			
<b>Extensions</b>				
<b>Standard Extensions</b>	<b>OID</b>	<b>Required</b>	<b>Critical</b>	<b>Value</b>
<b>keyUsage</b>	{id-ce 15}	<b>Yes</b>	<b>TRUE</b>	
keyCertSign				Set (1)
cRLSign				Set (1)
digitalSignature				Set (1), or Not Set (0)
<b>basicConstraints</b>	{id-ce 19}	<b>Yes</b>	<b>TRUE</b>	
cA				Set (TRUE)

pathLenConstraint				0
<b>subjectKeyIdentifier</b>	{id-ce 14}	Yes	FALSE	
keyIdentifier				Set (<SHA-1 hash of the value of the BIT STRING subjectPublicKey (excluding the tag, length, and number of unused bits)>)
<b>authorityKeyIdentifier</b>	{id-ce 35}	Yes	FALSE	
keyIdentifier				Set (<SHA-1 hash of the value of the BIT STRING subjectPublicKey (excluding the tag, length, and number of unused bits)>)
<b>crlDistributionPoints</b>	{id-ce 31}	No	FALSE	
distributionPoint				Set (<HTTP URI for Relevant CRL in DER format>)
<b>certificatePolicies</b>	{id-ce 32}	No	FALSE	
certPolicyId				Set (<DOCSIS PKI Certificate Policy OID>)
policyQualifiers				Not Set
<b>authorityInfoAccess</b>	{id-pe 1}	No	FALSE	
ocsp	{id-ad 1}			Set (<HTTP URI of the authoritative OCSP responder>)
caIssuers	{id-ad 2}			Set (<HTTP URI of the Issuing CA certificate in DER format>)
subjectAltName	{id-ce 17}	No	FALSE	<b>(Deprecated)</b>
directoryName				Set by the issuing CA for online CAs

[\*] The certificate expiration shall not exceed the issuing CA's one

Values in angle brackets (<>) indicate that appropriate text as indicated below is present:

<RootCA Organization Unit>: OU value copied from the issuing CA

<RootCA Name>: CN value copied from the issuing CA

<ID#>: indicates the ID number of the CA and is populated when the CA certificate is issued (e.g., 01);

## 10.2 CableLabs CVC CA RSA Certificate

The CableLabs CVC CA is issued by the **Root Certification Authority**, and it is used to issue certificates for Code Validation. This type of certificates is used for authenticating Software Images (e.g., for Secure Software Download).

The profile for CVC CA certificates is provided in Table 5:

**Table 5 - CableLabs DOCSIS CVC CA RSA Certificate Profile**

<b>CableLabs CVC CA RSA Certificate Profile</b>	
<b>Version</b>	v3 (0x02)
<b>Serial number</b>	Unique Positive Integer assigned by the CA
<b>Issuer DN</b>	c=US o=CableLabs ou=Root CA<ID#> cn=CableLabs Root Certification Authority
<b>Subject DN</b>	c=US o=CableLabs ou=CVC CA<ID#> cn=CableLabs CVC Certification Authority
<b>Validity Period</b>	
<b>Not Before</b>	<Issuing Date>
<b>Not After</b>	<Issuing Date> + Up to 30 yrs [*]

**CableLabs PKI**

Public Key Info				
<b>Public Key Data</b>	<b>Public Key Algorithm:</b>		<b>Parameters:</b>	
	• RSA 2048 bit (1 2 840 113549 1 1)		• NONE	
	<b>Public Key Algorithm:</b>		<b>Parameters:</b>	
	• RSA 3072 bit (1 2 840 113549 1 1)		• NONE	
	<b>Public Key Algorithm:</b>		<b>Parameters:</b>	
	• RSA 4096 bit (1 2 840 113549 1 1)		• NONE	
<b>Signature Algorithm(s)</b>	<b>Allowed OIDs:</b>			
	<ul style="list-style-type: none"> <li>• Sha256WithRSAEncryption (1 2 840 113549 1 1 11) for RSA, or</li> <li>• Sha384WithRSAEncryption (1 2 840 113549 1 1 12) for RSA, or</li> <li>• Sha512WithRSAEncryption (1 2 840 113549 1 1 13) for RSA</li> </ul>			
Extensions				
Standard Extensions	OID	Required	Critical	Value
<b>keyUsage</b>	{id-ce 15}	<b>Yes</b>	<b>TRUE</b>	
keyCertSign				Set (1)
cRLSign				Set (1)
digitalSignature				Set (1), or Not Set (0)
<b>basicConstraints</b>	{id-ce 19}	<b>Yes</b>	<b>TRUE</b>	
cA				Set (TRUE)
pathLenConstraint				Set (0)
<b>subjectKeyIdentifier</b>	{id-ce 14}	<b>Yes</b>	<b>FALSE</b>	
keyIdentifier				Set (<SHA-1 hash of the value of the BIT STRING subjectPublicKey (excluding the tag, length, and number of unused bits)>)
<b>authorityKeyIdentifier</b>	{id-ce 35}	<b>Yes</b>	<b>FALSE</b>	
keyIdentifier				Set (<SHA-1 hash of the value of the BIT STRING subjectPublicKey (excluding the tag, length, and number of unused bits)>)
<b>crldistributionPoints</b>	{id-ce 31}	No	FALSE	
distributionPoint				Set (<HTTP URI for Relevant CRL in DER format>)
<b>certificatePolicies</b>	{id-ce 32}	No	FALSE	
certPolicyId				Set (<DOCSIS PKI Certificate Policy OID>)
policyQualifiers				Not Set
<b>authorityInfoAccess</b>	{id-pe 1}	No	FALSE	
ocsp	{id-ad 1}			Set (<HTTP URI of the authoritative OCSP responder>)
caIssuers	{id-ad 2}			Set (<HTTP URI of the Issuing CA certificate in DER format>)
<b>subjectAltName</b>	{id-ce 17}	No	FALSE	<b>(Deprecated)</b>
directoryName				Set by the issuing CA for online CAs

[\*] The expiration shall not exceed the issuing CA's one

Values in angle brackets (<>) indicate that appropriate text as indicated below is present:

<Root CA Organization Unit>: OU value copied from the issuing CA

<Root CA Name>: CN copied from the issuing Root CA

<ID#>: indicates the ID number of the CA and is populated when the CA certificate is issued (e.g., 01)

<Country of Manufacturer>: two-letter country code

<Company Name>: name that identifies the company

### 10.3 CableLabs Service Provider CA RSA Certificate

Service Provider CAs are issued by issued by **Root Certification Authorities** and they are used to issue certificates for the operator's infrastructure. For example, Service Provider CAs issue certificates for operators' network services like AAA servers, etc.

The profile for Service Provider CA Certificates is provided in Table 6:

**Table 6 - CableLabs Service Provider CA RSA Certificate Profile**

CableLabs Service Provider CA RSA Certificate Profile				
<b>Version</b>	v3 (0x02)			
<b>Serial number</b>	Unique Positive Integer assigned by the CA			
<b>Issuer DN</b>	c=US o=CableLabs ou=Root CA<ID#> cn=CableLabs Root Certification Authority			
<b>Subject DN</b>	c=US o=CableLabs ou=Service Provider CA<ID#> cn=CableLabs Service Provider Certification Authority			
Validity Period				
<b>Not Before</b>	<Issuing Date>			
<b>Not After</b>	<Issuing Date> + Up to 30 years [*]			
Public Key Info				
<b>Public Key Algorithm</b>	<b>Public Key Algorithm:</b>	• RSA 2048 bit (1 2 840 113549 1 1)		<b>Parameters:</b> • NONE
	<b>Public Key Algorithm:</b>	• RSA 3072 bit (1 2 840 113549 1 1)		<b>Parameters:</b> • NONE
	<b>Public Key Algorithm:</b>	• RSA 4096 bit (1 2 840 113549 1 1)		<b>Parameters:</b> • NONE
<b>Signature Algorithm</b>	<b>Allowed OIDs:</b> • Sha256WithRSAEncryption (1 2 840 113549 1 1 11) for RSA, or • Sha384WithRSAEncryption (1 2 840 113549 1 1 12) for RSA, or • Sha512WithRSAEncryption (1 2 840 113549 1 1 13) for RSA			
Extensions				
Standard Extensions	OID	Required	Critical	Value
<b>keyUsage</b>	{id-ce 15}	<b>Yes</b>	<b>TRUE</b>	
keyCertSign				Set (1)
cRLSign				Set (1)
digitalSignature				Set (1), or Not Set (0)
<b>basicConstraints</b>	{id-ce 19}	<b>Yes</b>	<b>TRUE</b>	
cA				Set (TRUE)
pathLenConstraint				Set (0)
<b>subjectKeyIdentifier</b>	{id-ce 14}	<b>Yes</b>	FALSE	
keyIdentifier				Set (<SHA-1 hash of the value of the BIT STRING subjectPublicKey (excluding the tag, length, and number of unused bits)>)
<b>authorityKeyIdentifier</b>	{id-ce 35}	<b>Yes</b>	FALSE	

**CableLabs PKI**

keyIdentifier				Set (<SHA-1 hash of the value of the BIT STRING subjectPublicKey (excluding the tag, length, and number of unused bits)>)
<b>crIDistributionPoints</b>	{id-ce 31}	No	FALSE	
distributionPoint				Set (<HTTP URI for Relevant CRL in DER format>)
<b>certificatePolicies</b>	{id-ce 32}	No	FALSE	
certPolicyId				Set (<DOCSIS PKI Certificate Policy OID>)
policyQualifiers				Not Set
<b>authorityInfoAccess</b>	{id-pe 1}	No	FALSE	
ocsp	{id-ad 1}			Set (<HTTP URI of the authoritative OCSP responder>)
caIssuers	{id-ad 2}			Set (<HTTP URI of the Issuing CA certificate in DER format>)
<b>subjectAltName</b>	{id-ce 17}	No	FALSE	
directoryName				<b>(Deprecated)</b> Set by the issuing CA for online CAs

[\*] The expiration shall not exceed the issuing CA's one

Values in angle brackets (<>) indicate that appropriate text as indicated below is present:

<Root CA Organization Unit>: OU value copied from the issuing CA

<Root CA Name>: CN copied from the issuing Root CA

<ID#>: indicates the ID number of the CA and is populated when the CA certificate is issued (e.g., 01)



## 11 REVOCATION SERVICES

The DOCSIS infrastructure supports the revocation of certificates. This section introduces the requirements around the profiles of certificates and revocation objects via OCSP and CRL.

### 11.1 OCSP Revocation Services

The OCSP protocol allows for querying the revocation status of individual certificates.

#### 11.1.1 OCSP Responder Certificates

OCSP Responses MUST conform to [RFC6960] and MUST either be:

- signed by the CA that issued the Certificates whose revocation status is being checked, or
- signed by an OCSP Responder whose Certificate is signed by the CA that issued the Certificate and has the whose revocation status is being checked.

OCSP certificates MUST use the `id-kp-ocspSigning` OID in the Extended Key Usage field (EKU).

OCSP responses MUST use a validity period that does not exceed <731> days.

#### 11.1.2 OCSP Responses Version Number(s)

OCSP responses MUST support use of OCSP version 1 as defined by [RFC6960].

#### 11.1.3 OCSP Responses Extensions

When an OCSP Responder signing certificate is used instead of the CA certificate to sign OCSP responses, the signing certificate MUST contain the extension `id-pkix-ocsp-nocheck` as defined by [RFC6960].

Other non-critical extensions might be used as needed.

## 11.2 Certificate Revocation Lists (CRL)

CRLs MUST conform to [RFC 5280] and MUST use a validity period that does not exceed <365> days.

### 11.2.1 Version Number(s)

The CAs SHALL support the issuance of X.509 Version two (2) CRLs. The CRL version number MUST be set to the integer value of "1" for Version 2 as described in Section 5.1.2.1 of [RFC 5280].

### 11.2.2 CRL Extensions

The CAs SHALL support the use of non-critical extensions in CRLs.

The CAs SHALL issue CRLs version 2 with the `cRLNumber` extension set to a monotonically increasing sequence number for a given CRL scope and issuer.

Other non-critical extensions might be used as needed.

## 12 EXTENDED INFRASTRUCTURE SERVICES

### 12.1 Code Verification RSA Certificates (CVC)

Code Verification Certificates (or CVCs) are issued by **CVC Certification Authorities**, and they are used to authenticate software images.

This type of certificate is used to sign Firmware images that are then loaded onto devices (e.g., Cable Modems, RPD Nodes, or ONUs) via the Secure Software Download.

The details about the Code Verification Certificate profile are provided in Table 7:

**Table 7 - Code Verification RSA Certificate Profile**

CVC Certificate RSA Profile				
<b>Version</b>	v3 (0x02)			
<b>Serial number</b>	Unique Positive Integer assigned by the CA			
<b>Issuer DN</b>	c=US o=CableLabs ou=CVC CA<ID#> cn=CableLabs CVC Certification Authority			
<b>Subject DN</b>	c=<Country of Manufacturer> o=<Company Name> [ ou=<Environment> ] cn=Code Verification Certificate			
Validity Period				
<b>Not Before</b>	<Issuing Date>			
<b>Not After</b>	<Issuing Date> + Up to 10 yrs [*]			
Public Key Info				
<b>Public Key Data</b>	<b>Public Key Algorithm:</b>	• RSA 2048 bit (1 2 840 113549 1 1)		<b>Parameters:</b> • NONE
	<b>Public Key Algorithm:</b>	• RSA 3072 bit (1 2 840 113549 1 1)		<b>Parameters:</b> • NONE
	<b>Public Key Algorithm:</b>	• RSA 4096 bit (1 2 840 113549 1 1)		<b>Parameters:</b> • NONE
<b>Signature Algorithm(s)</b>	<b>Allowed OIDs:</b> • Sha256WithRSAEncryption (1 2 840 113549 1 1 11) for RSA, or • Sha384WithRSAEncryption (1 2 840 113549 1 1 12) for RSA, or • Sha512WithRSAEncryption (1 2 840 113549 1 1 13) for RSA			
Extensions				
<b>Standard Extensions</b>	<b>OID</b>	<b>Required</b>	<b>Critical</b>	<b>Value</b>
<b>extendedKeyUsage</b>	{id-ce 37}	Yes	TRUE	
codesigning				Set (id-kp-codeSigning)
<b>authorityKeyIdentifier</b>	{id-ce 35}	Yes	FALSE	
keyIdentifier				Set (<SHA-1 hash of the value of the BIT STRING subjectPublicKey (excluding the tag, length, and number of unused bits)>)
<b>keyUsage</b>	{id-ce 15}	No	TRUE	
digitalSignature				Set (1), or Not Set (0)
<b>crlDistributionPoints</b>	{id-ce 31}	No	FALSE	
distributionPoint				Set (<HTTP URI for Relevant CRL in DER format>)

<b>certificatePolicies</b>	{id-ce 32}	No	FALSE	
certPolicyId				Set (<DOCSIS PKI Certificate Policy OID>)
policyQualifiers				Not Set
<b>authorityInfoAccess</b>	{id-pe 1}	No	FALSE	
ocsp	{id-ad 1}			Set (<HTTP URI of the authoritative OCSP responder>)
caIssuers	{id-ad 2}			Set (<HTTP URI of the Issuing CA certificate in DER format>)

[\*] The expiration shall not exceed the issuing CA's one

Values in angle brackets (<>) indicate that appropriate text as indicated below is present:

<Country of Manufacturer>: two-letter country code;

<Company Name>: name that identifies the company;

<Environment>: optional field to identify a specific environment for the CVC;

Co-signer CVCs will have a unique numeric value for the <Company Name> which is assigned by CableLabs. The value is a printable string of eight hexadecimal digits. Each hexadecimal digit in the name is chosen from the ranges 0x30 to 0x39 or 0x41 to 0x46.

The string 0x3030303030303030 is not assigned.

In addition to the required subject entries for CVC certificates as detailed in the relevant specifications, device manufacturers may choose to include one additional `organizationalUnit` field that carries the ecosystem environment associated with the CVC. When the optional OU is added to the certificate, the allowed values are provided in Table 8:

**Table 8 - Allowed Values for <Environment> field.**

Value	Description
DPoE	Used for DPoE CVCs
R-Phy	Used for Remote Phy CVCs
DOCSIS	Used for DOCSIS CVCs
FMA	Used for MAC NE and Management CVCs

## 12.2 AAA Server RSA Certificates

AAA Server Certificates are issued by **Service Provider Certification Authorities** and are used to secure credential servers.

The profile for AAA Certificates is provided in Table 9:

**Table 9 - CableLabs AAA Server RSA Certificate Profile**

CableLabs AAA Server RSA Certificate Profile	
<b>Version</b>	v3 (0x02)
<b>Serial number</b>	Unique Positive Integer assigned by the CA
<b>Issuer DN</b>	c=US o=CableLabs ou=Service Provider CA<ID#> cn=CableLabs Service Provider Certification Authority

**CableLabs PKI**

<b>CableLabs AAA Server RSA Certificate Profile</b>				
<b>Subject DN</b>	c=<Country Code> o=<Company Name> ou=Service Provider Certificate cn=<Common Name>			
<b>Validity Period</b>				
<b>Not Before</b>	<Issuing Date>			
<b>Not After</b>	<Issuing Date> + Up to 25 years [*]			
<b>Public Key Info</b>				
<b>Public Key Data</b>	<b>Public Key Algorithm:</b>	• RSA 2048 bit (1 2 840 113549 1 1)		<b>Parameters:</b> • NONE
	<b>Public Key Algorithm:</b>	• RSA 3072 bit (1 2 840 113549 1 1)		<b>Parameters:</b> • NONE
	<b>Public Key Algorithm:</b>	• RSA 4096 bit (1 2 840 113549 1 1)		<b>Parameters:</b> • NONE
<b>Signature Algorithm(s)</b>	<b>Allowed OIDs:</b> • Sha256WithRSAEncryption (1 2 840 113549 1 1 11) for RSA, or • Sha384WithRSAEncryption (1 2 840 113549 1 1 12) for RSA, or • Sha512WithRSAEncryption (1 2 840 113549 1 1 13) for RSA			
<b>Extensions</b>				
<b>Standard Extensions</b>	<b>OID</b>	<b>Required</b>	<b>Critical</b>	<b>Value</b>
<b>keyUsage</b>	{id-ce 15}	Yes	TRUE	
digitalSignature				Set (1)
keyEncipherment				Set (1)
<b>authorityKeyIdentifier</b>	{id-ce 35}	Yes	FALSE	
keyIdentifier				Set (<SHA-1 hash of the value of the BIT STRING subjectPublicKey (excluding the tag, length, and number of unused bits)>)
<b>extendedKeyUsage</b>	{id-ce 37}	No	TRUE	
serverAuth	{id-kp 1}			Set (id-kp-serverAuth), or Not Set
clientAuth	{id-kp 2}			Set (id-kp-clientAuth), or Not Set
ocspSigning	{id-kp 9}			Set (id-kp-ocspSigning), or Not Set
timeStamping	{id-kp 8}			Set (id-kp-timeStamping), or Not Set
<b>subjectAltName</b>	{id-ce 17}	No	FALSE	
dNSName				Set (<Server's FQDN>), or Not Set
otherName id_on_naiRealm	{1.3.6.1.5.5.7.8.8}			Set (<Server's Realm>), or Not Set
<b>crIDistributionPoints</b>	{id-ce 31}	No	FALSE	
distributionPoint				Set (<HTTP URI for Relevant CRL in DER format>)
<b>certificatePolicies</b>	{id-ce 32}	No	FALSE	
certPolicyId				Set (<DOCSIS PKI Certificate Policy OID>)
policyQualifiers				Not Set
<b>authorityInfoAccess</b>	{id-pe 1}	No	FALSE	
ocsp	{id-ad 1}			Set (<HTTP URI of the authoritative OCSP responder>), or Not Set
caIssuers	{id-ad 2}			Set (<HTTP URI of the Issuing CA certificate in DER format>), or Not Set

[\*] The expiration shall not exceed the issuing CA's one

Values in angle brackets (<>) indicate that appropriate text as indicated below is present:

- <ID#>: indicates the ID number of the issuing CA (e.g., 01)
- <Country Code>: two-letter country code
- <Company Name>: name that identifies the company
- <Common Name>: meaningful name or identifier for the service

Other non-critical extensions might be used in Service Provider certificates as requested by operators.

## 12.3 Service Provider RSA Certificates

Service Provider Certificates are issued by **Service Provider Certification Authorities** and are used to authenticate the MSO's DOCSIS infrastructure.

The DOCSIS credentials can be easily validated by any entity (e.g., a Cable Modem, a CCAP Core, an RPD, etc.) that is participating in the trust infrastructure.

The profile for Service Provider Certificates is provided in Table 10:

**Table 10 - CableLabs Service Provider RSA Certificate Profile**

CableLabs Service Provider RSA Certificate Profile				
<b>Version</b>	v3 (0x02)			
<b>Serial number</b>	Unique Positive Integer assigned by the CA			
<b>Issuer DN</b>	c=US o=CableLabs ou=Service Provider CA<ID#> cn=CableLabs Service Provider Certification Authority			
<b>Subject DN</b>	c=<Country Code> o=<Company Name> ou=Service Provider Certificate cn=<Common Name>			
Validity Period				
<b>Not Before</b>	<Issuing Date>			
<b>Not After</b>	<Issuing Date> + Up to 25 years [*]			
Public Key Info				
<b>Public Key Data</b>	<b>Public Key Algorithm:</b>	• RSA 2048 bit (1 2 840 113549 1 1)		<b>Parameters:</b> • NONE
	<b>Public Key Algorithm:</b>	• RSA 3072 bit (1 2 840 113549 1 1)		<b>Parameters:</b> • NONE
	<b>Public Key Algorithm:</b>	• RSA 4096 bit (1 2 840 113549 1 1)		<b>Parameters:</b> • NONE
<b>Signature Algorithm</b>	<b>Allowed OIDs:</b> • Sha256WithRSAEncryption (1 2 840 113549 1 1 11) for RSA, or • Sha384WithRSAEncryption (1 2 840 113549 1 1 12) for RSA, or • Sha512WithRSAEncryption (1 2 840 113549 1 1 13) for RSA			
Extensions				
Standard Extensions	OID	Required	Critical	Value
<b>keyUsage</b>	{id-ce 15}	Yes	TRUE	
digitalSignature				Set (1)

**CableLabs PKI**

<b>CableLabs Service Provider RSA Certificate Profile</b>				
keyEncipherment				Set (1)
<b>authorityKeyIdentifier</b>	<b>{id-ce 35}</b>	<b>Yes</b>	<b>FALSE</b>	
keyIdentifier				Set (<SHA-1 hash of the value of the BIT STRING subjectPublicKey (excluding the tag, length, and number of unused bits)>)
<b>extendedKeyUsage</b>	<b>{id-ce 37}</b>	<b>No</b>	<b>TRUE</b>	
serverAuth	{id-kp 1}			Set (id-kp-serverAuth), or Not Set
clientAuth	{id-kp 2}			Set (id-kp-clientAuth), or Not Set
emailProtection	{id-kp 4}			Set (id-kp-emailProtection), or Not Set
timeStamping	{id-kp 8}			Set (id-kp-timeStamping), or Not Set
<b>subjectAltName</b>	<b>{id-ce 17}</b>	<b>No</b>	<b>FALSE</b>	
dNSName				Set (<Server's FQDN>), or Not Set
otherName id_on_naiRealm	{1.3.6.1.5.5.7.8.8}			Set (<Server's Realm>), or Not Set
<b>crIDistributionPoints</b>	<b>{id-ce 31}</b>	<b>No</b>	<b>FALSE</b>	
distributionPoint				Set (<HTTP URI for Relevant CRL in DER format>)
<b>certificatePolicies</b>	<b>{id-ce 32}</b>	<b>No</b>	<b>FALSE</b>	
certPolicyId				Set (<DOCSIS PKI Certificate Policy OID>)
policyQualifiers				Not Set
<b>authorityInfoAccess</b>	<b>{id-pe 1}</b>	<b>No</b>	<b>FALSE</b>	
ocsp	{id-ad 1}			Set (<HTTP URI of the authoritative OCSP responder>), or Not Set
caIssuers	{id-ad 2}			Set (<HTTP URI of the Issuing CA certificate in DER format>), or Not Set

[\*] The expiration shall not exceed the issuing CA's one

Values in angle brackets (<>) indicate that appropriate text as indicated below is present:

<ID#>: indicates the ID number of the issuing CA (e.g., 01)

<Country Code>: two-letter country code

<Company Name>: name that identifies the company

<Common Name>: meaningful name or identifier for the service

Other non-critical extensions might be used in Service Provider certificates as requested by operators.

## 13 PROTOCOL SPECIFIC CERTIFICATE PROFILES

### 13.1 DOCSIS 4.0 Certificates

This section provides the definition of the certificates issued for DOCSIS 4.0 protocol.

One profile is defined, namely the CM Common Certificate Profile or CCP, for CM device certificates that is meant to be compatible with DOCSIS 4.0 and DOCSIS 3.1 environments.

Two profiles are defined for CMTS device certificates that can be used to enable or disable the checking of the revocation status of the CMTS certificates on Cable Modems.

While the *CMTS Full* certificate profile carries revocation information such as the OCSP URL, the *CMTS No-Revocation Information* certificate profile does not.

#### 13.1.1 DOCSIS 4.0 CM Device Certificate

Device Certificates are issued by **Device Certification Authorities** to DOCSIS 4.0 certified Cable Modems. Note that to support the use of a single certificate for D4.0 devices operating in D3.1 mode, the size of CM Device certificates must be less than 1650 bytes.

The DOCSIS 4.0 CM Common Certificate Profile is provided in Table 11:

**Table 11 – CableLabs DOCSIS 4.0 CM Certificate Profile**

DOCSIS 4.0 CM Common Certificate Profile (CCP)				
<b>Version</b>	v3 (0x02)			
<b>Serial number</b>	Unique Positive Integer assigned by the CA			
<b>Issuer DN</b>	c=US o=CableLabs ou=Device CA<ID#> cn=CableLabs Device Certification Authority			
<b>Subject DN</b>	c=<Country of Manufacturer> o=<Company Name> ou=<Manufacturing Location> cn=<Device Identifier>			
Validity Period				
<b>Not Before</b>	<Issuing Date>			
<b>Not After</b>	<Issuing Data> + Up to 20 yrs [*]			
Public Key Info				
<b>Public Key Data</b>	<b>Public Key Algorithm:</b> • RSA 2048 bit (1 2 840 113549 1 1)		<b>Parameters:</b> • NONE	
<b>Signature Algorithm</b>	<b>Allowed OIDs:</b> • Sha256WithRSAEncryption (1 2 840 113549 1 1 11)			
Extensions				
Standard Extensions	OID	Required	Critical	Value
<b>keyUsage</b>	{id-ce 15}	<b>Yes</b>	<b>TRUE</b>	
digitalSignature				Set (1)
keyEncipherment				Set (1)
<b>extendedKeyUsage</b>	{id-ce 37}	<b>Yes</b>	<b>FALSE</b>	
svcCM				Set (id-cl-pki-ext-eku-CM)
clientAuth				Set (id-kp-clientAuth)
serverAuth				Set (id-kp-serverAuth)

**CableLabs PKI**

<b>authorityKeyIdentifier</b>	{id-ce 35}	<b>Yes</b>	FALSE	
keyIdentifier				Set (<SHA-1 hash of the value of the BIT STRING subjectPublicKey (excluding the tag, length, and number of unused bits)>)
<b>certificatePolicies</b>	{id-ce 32}	<b>Yes</b>	FALSE	
certPolicyId				Set (<DOCSIS PKI Certificate Policy OID>)
policyQualifiers				Not Set
<b>authorityInfoAccess</b>	{id-pe 1}	<b>Yes</b>	FALSE	
ocsp	{id-ad 1}			Set (<HTTP URI of the authoritative OCSP responder>)
<b>crlDistributionPoints</b>	{id-ce 31}	<b>No</b>	FALSE	
distributionPoint				Set (<HTTP URI for Relevant CRL in DER format>)

[\*] The expiration shall not exceed the issuing CA's one

Values in angle brackets (<>) indicate that appropriate text as indicated below is present:

<ID#>: indicates the ID number of the issuing CA (e.g., 01)

<Country of Manufacturer>: two-letter country code

<Company Name>: name that identifies the company

<Manufacturing Location>: name that identifies the location of manufacture

<Device Identifier>: Device Identifier (e.g., MAC address of the CM).

CM Certificates use the device MAC Address as the <Device Identifier>. The MAC Address is expressed as six pairs of hexadecimal digits separated by single colons (e.g., 00:60:21:A5:0A:23). Hexadecimal digits greater than 9 are expressed as uppercase letters.

Other non-critical extensions might be used in Device Certificates as needed.

**13.1.2 DOCSIS 4.0 CMTS Full Certificate**

CMTS Full Certificates are issued by **Device Certification Authorities** to DOCSIS 4.0 Cable Modem Termination Systems or CMTS. The *CMTS Full Certificate Profile* provides all the required extensions to support CMTS revocation checking.

The profile for DOCSIS 4.0 CMTS Certificates is provided in Table 12:

**Table 12 - CableLabs DOCSIS 4.0 CMTS Full Certificate Profile**

<b>DOCSIS 4.0 CMTS Full Certificate Profile</b>	
<b>Version</b>	v3 (0x02)
<b>Serial number</b>	Unique Positive Integer assigned by the CA
<b>Issuer DN</b>	c=US o=CableLabs ou=Device CA<ID#> cn=CableLabs Device Certification Authority
<b>Subject DN</b>	c=<Country of Manufacturer> o=<Company Name> [ ou=<Organizational Unit> ] cn=<Device Identifier>
<b>Validity Period</b>	
<b>Not Before</b>	<Issuing Date>
<b>Not After</b>	<Issuing Date> + Up to 5 years [*]
<b>Public Key Info</b>	



<b>Public Key Data</b>	<b>Public Key Algorithm:</b> RSA 2048 bit (1 2 840 113549 1 1)	<b>Parameters:</b> • NONE		
	<b>Public Key Algorithm:</b> • RSA 3072 bit (1 2 840 113549 1 1)	<b>Parameters:</b> • NONE		
	<b>Public Key Algorithm:</b> • RSA 4096 bit (1 2 840 113549 1 1)	<b>Parameters:</b> • NONE		
<b>Signature Algorithm</b>	<b>Allowed OIDs:</b> • Sha256WithRSAEncryption (1 2 840 113549 1 1 11) for RSA, or • Sha384WithRSAEncryption (1 2 840 113549 1 1 12) for RSA, or • Sha512WithRSAEncryption (1 2 840 113549 1 1 13) for RSA			
<b>Extensions</b>				
<b>Standard Extensions</b>	<b>OID</b>	<b>Required</b>	<b>Critical</b>	<b>Value</b>
<b>keyUsage</b>	{id-ce 15}	<b>Yes</b>	<b>TRUE</b>	
digitalSignature				Set (1)
keyEncipherment				Set (1)
<b>extendedKeyUsage</b>	{id-ce 37}	<b>Yes</b>	<b>FALSE</b>	
svcCMTS				Set (id-cl-pki-ext-eku-CMTS)
clientAuth				Set (id-kp-clientAuth)
serverAuth				Set (id-kp-serverAuth)
<b>authorityKeyIdentifier</b>	{id-ce 35}	<b>Yes</b>	<b>FALSE</b>	
keyIdentifier				Set (<SHA-1 hash of the value of the BIT STRING subjectPublicKey (excluding the tag, length, and number of unused bits)>)
<b>certificatePolicies</b>	{id-ce 32}	<b>Yes</b>	<b>FALSE</b>	
certPolicyId				Set (<DOCSIS PKI Certificate Policy OID>)
policyQualifiers				Not Set
<b>authorityInfoAccess</b>	{id-pe 1}	<b>Yes</b>	<b>FALSE</b>	
ocsp	{id-ad 1}			Set (<HTTP URI of the authoritative OCSP responder>)
caIssuers	{id-ad 2}			Set (<HTTP URI of the Issuing CA certificate in DER format>), or Not Set
<b>crIDistributionPoints</b>	{id-ce 31}	<b>No</b>	<b>FALSE</b>	
distributionPoint				Set (<HTTP URI for Relevant CRL in DER format>)
<b>subjectAltName</b>	{id-ce 17}	<b>No</b>	<b>FALSE</b>	
dNSName				Set (<FQDN>)

[\*] The expiration shall not exceed the issuing CA's one

Values in angle brackets (<>) indicate that appropriate text as indicated below is present:

<ID#>: indicates the ID number of the issuing CA (e.g., 01)

<Country of Operation>: two-letter country code

<Company Name>: name that identifies the company

<Organizational Unit>: optional field (e.g., deployment segments or business unit)

<Device Identifier>: Meaningful identifier for the device (e.g., FQDN or Device MAC address)

<FQDN>: Fully Qualified Domain Name (e.g., cmts.cablelabs.com)

When a MAC Address is used for the <Device Identifier>, the value of the MAC Address is expressed as six pairs of hexadecimal digits separated by single colons (e.g., 00:60:21:A5:0A:23). Hexadecimal digits greater than 9 are expressed as uppercase letters.

## CableLabs PKI

The <Organizational Unit> field is optional and can carry optional information about the business unit or the deployment segment for the device. The <Organizational Unit> field can carry up to 64 octets (printable string).

Other non-critical extensions might be used in CMTS Device Certificates as needed.

### 13.1.3 DOCSIS 4.0 CMTS No-Revocation Information Certificate (NRI)

CMTS No-Revocation Information (NRI) Device Certificates are issued by **Device Certification Authorities** to DOCSIS 4.0 Cable Modem Termination Systems or CMTS. The use of the *CMTS NRI Certificate Profile* does not provide revocation information (e.g., OCSP) and it is used when CM's checking of the revocation status of the CMTS certificate is disabled.

The profile for DOCSIS 4.0 CMTS Certificates is provided in Table 13:

**Table 13 - CableLabs DOCSIS 4.0 CMTS NRI Certificate Profile**

DOCSIS 4.0 CMTS NRI Certificate Profile				
<b>Version</b>	v3 (0x02)			
<b>Serial number</b>	Unique Positive Integer assigned by the CA			
<b>Issuer DN</b>	c=US o=CableLabs ou=Device CA<ID#> cn=CableLabs Device Certification Authority			
<b>Subject DN</b>	c=<Country of Manufacturer> o=<Company Name> ou=[ <Organizational Unit> ] cn=<Device Identifier>			
Validity Period				
<b>Not Before</b>	<Issuing Date>			
<b>Not After</b>	<Issuing Date> + Up to 5 years [*]			
Public Key Info				
<b>Public Key Data</b>	<b>Public Key Algorithm:</b>	RSA 2048 bit (1 2 840 113549 1 1)		<b>Parameters:</b> • NONE
	<b>Public Key Algorithm:</b>	• RSA 3072 bit (1 2 840 113549 1 1)		<b>Parameters:</b> • NONE
	<b>Public Key Algorithm:</b>	• RSA 4096 bit (1 2 840 113549 1 1)		<b>Parameters:</b> • NONE
<b>Signature Algorithm</b>	<b>Allowed OIDs:</b> • Sha256WithRSAEncryption (1 2 840 113549 1 1 11) for RSA, or • Sha384WithRSAEncryption (1 2 840 113549 1 1 12) for RSA, or • Sha512WithRSAEncryption (1 2 840 113549 1 1 13) for RSA			
Extensions				
Standard Extensions	OID	Required	Critical	Value
<b>keyUsage</b>	{id-ce 15}	<b>Yes</b>	<b>TRUE</b>	
digitalSignature				Set (1)
keyEncipherment				Set (1)
<b>extendedKeyUsage</b>	{id-ce 37}	<b>Yes</b>	<b>FALSE</b>	
svcCMTS				Set (id-cl-pki-ext-eku-CMTS)
clientAuth				Set (id-kp-clientAuth)
serverAuth				Set (id-kp-serverAuth)
<b>certificatePolicies</b>	{id-ce 32}	<b>Yes</b>	<b>FALSE</b>	
certPolicyId				Set (<DOCSIS PKI Certificate Policy OID>)

policyQualifiers				Not Set
<b>authorityKeyIdentifier</b>	{id-ce 35}	<b>Yes</b>	FALSE	
keyIdentifier				Set (<SHA-1 hash of the value of the BIT STRING subjectPublicKey (excluding the tag, length, and number of unused bits)>)
<b>authorityInfoAccess</b>	{id-pe 1}	No	FALSE	
calssuers	{id-ad 2}			Set (<HTTP URI of the Issuing CA certificate in DER format>)
<b>subjectAltName</b>	{id-ce 17}	No	FALSE	
dNSName				Set (<FQDN>)

[\*] The expiration shall not exceed the issuing CA's one

Values in angle brackets (<>) indicate that appropriate text as indicated below is present:

<ID#>: indicates the ID number of the issuing CA (e.g., 01)

<Country of Operation>: two-letter country code

<Company Name>: name that identifies the company

<Organizational Unit>: optional field (e.g., deployment segments or business unit)

<Device Identifier>: Meaningful identifier for the device (e.g., FQDN or Device MAC address)

<FQDN>: Fully Qualified Domain Name (e.g., cmts.cablelabs.com).

When a MAC Address is used for the <Device Identifier>, the value of the MAC Address is expressed as six pairs of hexadecimal digits separated by single colons (e.g., 00:60:21:A5:0A:23). Hexadecimal digits greater than 9 are expressed as uppercase letters.

Other non-critical extensions might be used in Device Certificates as needed.

**CableLabs PKI****13.2 DOCSIS 3.1 Certificates**

This section provides the definition of the certificates issued for use with the DOCSIS 3.1 protocol.

**13.2.1 DOCSIS 3.1 CM Device RSA Certificate**

Device Certificates are issued by **Device Certification Authorities** to DOCSIS 3.1 certified Cable Modems.

The profile for DOCSIS 3.1 CM Device Certificate is provided in Table 14:

**Table 14 – CableLabs DOCSIS 3.1 CM Device RSA Certificate Profile**

DOCSIS 3.1 CM Device RSA Certificate Profile				
<b>Version</b>	v3 (0x02)			
<b>Serial number</b>	Unique Positive Integer assigned by the CA			
<b>Issuer DN</b>	c=US o=CableLabs ou=Device CA<ID#> cn=CableLabs Device Certification Authority			
<b>Subject DN</b>	c=<Country of Manufacturer> o=<Company Name> ou=<Manufacturing Location> cn=<MAC Address>			
Validity Period				
<b>Not Before</b>	<Issuing Date>			
<b>Not After</b>	<Issuing Date> + Up to 20 yrs [*]			
Public Key Info				
<b>Public Key Data</b>	<b>Public Key Algorithm:</b> • RSA 2048 bit (1 2 840 113549 1 1)		<b>Parameters:</b> • NONE	
<b>Signature Algorithm(s)</b>	<b>Allowed OIDs:</b> • Sha256WithRSASignature (1 2 840 113549 1 1 11)			
Extensions				
Standard Extensions	OID	Required	Critical	Value
<b>keyUsage</b>	{id-ce 15}	Yes	TRUE	
digitalSignature				Set (1)
keyEncipherment				Set (1)
<b>authorityKeyIdentifier</b>	{id-ce 35}	Yes	FALSE	
keyIdentifier				Set (<SHA-1 hash of the value of the BIT STRING subjectPublicKey (excluding the tag, length, and number of unused bits)>)

[\*] The expiration shall not exceed the issuing CA's one

Values in angle brackets (<>) indicate that appropriate text as indicated below is present:

- <ID#>: indicates the ID number of the issuing CA (e.g., 01);
- <Country of Manufacturer>: two-letter country code;
- <Company Name>: name that identifies the company;
- <Manufacturing Location>: name that identifies the location of manufacture;
- <MAC Address>: MAC address of the CM.

The MAC address in the CM Certificate will be the same as the MAC address in the BPKM Attributes field.

The MAC Address is expressed as six pairs of hexadecimal digits separated by single colons (Ⓜ), e.g., 00:60:21:A5:0A:23. Hexadecimal digits greater than 9 are expressed as uppercase letters.

Other non-critical extensions might be used in Device Certificates as needed.

**CableLabs PKI****13.3 Remote PHY Certificates**

This section provides the definition of the certificates issued for use with CCAP, Remote PHY Devices (RPD) and servers.

**13.3.1 CCAP Core FULL RSA Certificate**

CCAP Certificates are issued by **Device Certification Authorities** to CCAP systems to establish security associations with devices such as CMs or RPDs and other Management functions.

When the CCAP certificate is used to terminate DOCSIS 4.0, this profile is required to fulfill the CMTS certificate's requirement for EKUs. Please notice that when CCAP certificate profile is used in a DOCSIS 4.0 system, the presence of the revocation information extension (i.e., the authorityInfoAccess with the ocp access method) enables revocation checking on the CM side. The CCAP RSA NRI Certificate profile is also available when NO revocation checking is required on the CM side in DOCSIS 4.0 systems (see Section 13.3.2).

When the CCAP certificate is used to terminate previous versions of DOCSIS or a separate CMTS certificate is used to terminate DOCSIS authentications, the CCAP Server profile can be used instead (see Section 13.3.4).

The profile for CCAP Certificates is provided in Table 15:

**Table 15 – Remote PHY CCAP Core FULL RSA Certificate Profile**

Remote PHY CCAP Core FULL RSA Certificate Profile				
<b>Version</b>	v3 (0x02)			
<b>Serial number</b>	Unique Positive Integer assigned by the CA			
<b>Issuer DN</b>	c=US o=CableLabs ou=Device CA<ID#> cn=CableLabs Device Certification Authority			
<b>Subject DN</b>	c=<Country of Manufacturer> o=<Company Name> ou=<Manufacturing Location> cn=<Device Identifier>			
Validity Period				
<b>Not Before</b>	<Issuing Date>			
<b>Not After</b>	<Issuing Date> + Up to 25 years [*]			
Public Key Info				
<b>Public Key Data</b>	<b>Public Key Algorithm:</b>		<b>Parameters:</b>	
	• RSA 2048 bit (1 2 840 113549 1 1)		• NONE	
	<b>Public Key Algorithm:</b>		<b>Parameters:</b>	
• RSA 3072 bit (1 2 840 113549 1 1)		• NONE		
<b>Public Key Algorithm:</b>		<b>Parameters:</b>		
• RSA 4096 bit (1 2 840 113549 1 1)		• NONE		
<b>Signature Algorithm</b>	<b>Allowed OIDs:</b>			
	• Sha256WithRSAEncryption (1 2 840 113549 1 1 11) for RSA, or			
	• Sha384WithRSAEncryption (1 2 840 113549 1 1 12) for RSA, or			
	• Sha512WithRSAEncryption (1 2 840 113549 1 1 13) for RSA			
Extensions				
Standard Extensions	OID	Required	Critical	Value
keyUsage	{id-ce 15}	Yes	TRUE	
digitalSignature				Set (1)
keyEncipherment				Set (1)

<b>extendedKeyUsage</b>	{id-ce 37}	<b>Yes</b>	FALSE	
svcCCAP				Set (id-cl-pki-ext-eku-CCAP)
svcCMTS				Set (id-cl-pki-ext-eku-CMTS)
clientAuth				Set (id-kp-clientAuth)
serverAuth				Set (id-kp-serverAuth)
<b>authorityKeyIdentifier</b>	{id-ce 35}	<b>Yes</b>	FALSE	
keyIdentifier				Set (<SHA-1 hash of the value of the BIT STRING subjectPublicKey (excluding the tag, length, and number of unused bits)>)
<b>certificatePolicies</b>	{id-ce 32}	<b>Yes</b>	<b>FALSE</b>	
certPolicyId				Set (<DOCSIS PKI Certificate Policy OID>)
policyQualifiers				Not Set
<b>crIDistributionPoints</b>	{id-ce 31}	No	FALSE	
distributionPoint				Set (<HTTP URI for Relevant CRL in DER format>)
<b>authorityInfoAccess</b>	{id-pe 1}	No	FALSE	
ocsp	{id-ad 1}			Set (<HTTP URI of the authoritative OCSP responder>), or Not Set
caIssuers	{id-ad 2}			Set (<HTTP URI of the Issuing CA certificate in DER format>), or Not Set
<b>subjectAltName</b>	{id-ce 17}	No	FALSE	
dNSName				Set (<FQDN>), or Not Set

[\*] The expiration shall not exceed the issuing CA's one

Values in angle brackets (<>) indicate that appropriate text as indicated below is present:

<ID#>: indicates the ID number of the issuing CA (e.g., 01);

<Country of Manufacturer>: two-letter country code;

<Company Name>: name that identifies the company;

<Manufacturing Location>: name that identifies the location of manufacture;

<Device Identifier>: Meaningful identifier for the device (e.g., FQDN, Device MAC address, Unique CCAP ID, or UUID).

When a MAC Address is used for the <Device Identifier>, the value of the MAC Address is expressed as six pairs of hexadecimal digits separated by single colons (e.g., 00:60:21:A5:0A:23). Hexadecimal digits greater than 9 are expressed as uppercase letters.

### 13.3.2 CCAP Core NRI RSA Certificate

CCAP Certificates are issued by **Device Certification Authorities** to CCAP systems to establish security associations with devices such as CMs or RPDs and other Management functions.

The CCAP RSA No Revocation Information (NRI) Certificate is the same profile as in the CCAP Core RSA Full Certificate except for the revocation information extensions that are removed from the profile.

This certificate profile is required when the CCAP system terminates DOCSIS 4.0, and no revocation checking is desired on the CM side. See Section 13.3.1 for more information.

The profile for CCAP Core NRI RSA Certificates is provided in Table 16:

**Table 16 – Remote PHY CCAP Core NRI RSA Certificate Profile**

Remote PHY CCAP Core NRI RSA Certificate Profile	
<b>Version</b>	v3 (0x02)
<b>Serial number</b>	Unique Positive Integer assigned by the CA

**CableLabs PKI**

<b>Issuer DN</b>	c=US o=CableLabs ou=Device CA<ID#> cn=CableLabs Device Certification Authority			
<b>Subject DN</b>	c=<Country of Manufacturer> o=<Company Name> ou=<Manufacturing Location> cn=<Device Identifier>			
<b>Validity Period</b>				
<b>Not Before</b>	<Issuing Date>			
<b>Not After</b>	<Issuing Date> + Up to 25 years [*]			
<b>Public Key Info</b>				
<b>Public Key Data</b>	<b>Public Key Algorithm:</b>		<b>Parameters:</b>	
	• RSA 2048 bit (1 2 840 113549 1 1)		• NONE	
	<b>Public Key Algorithm:</b>		<b>Parameters:</b>	
	• RSA 3072 bit (1 2 840 113549 1 1)		• NONE	
	<b>Public Key Algorithm:</b>		<b>Parameters:</b>	
	• RSA 4096 bit (1 2 840 113549 1 1)		• NONE	
<b>Signature Algorithm</b>	<b>Allowed OIDs:</b>			
	<ul style="list-style-type: none"> <li>• Sha256WithRSAEncryption (1 2 840 113549 1 1 11) for RSA, or</li> <li>• Sha384WithRSAEncryption (1 2 840 113549 1 1 12) for RSA, or</li> <li>• Sha512WithRSAEncryption (1 2 840 113549 1 1 13) for RSA</li> </ul>			
<b>Extensions</b>				
<b>Standard Extensions</b>	<b>OID</b>	<b>Required</b>	<b>Critical</b>	<b>Value</b>
<b>keyUsage</b>	{id-ce 15}	<b>Yes</b>	<b>TRUE</b>	
digitalSignature				Set (1)
keyEncipherment				Set (1)
<b>extendedKeyUsage</b>	{id-ce 37}	<b>Yes</b>	<b>FALSE</b>	
svcCCAP				Set (id-cl-pki-ext-eku-CCAP)
svcCMTS				Set (id-cl-pki-ext-eku-CMTS)
clientAuth				Set (id-kp-clientAuth)
serverAuth				Set (id-kp-serverAuth)
<b>authorityKeyIdentifier</b>	{id-ce 35}	<b>Yes</b>	<b>FALSE</b>	
keyIdentifier				Set (<SHA-1 hash of the value of the BIT STRING subjectPublicKey (excluding the tag, length, and number of unused bits)>)
<b>certificatePolicies</b>	{id-ce 32}	<b>Yes</b>	<b>FALSE</b>	
certPolicyId				Set (<DOCSIS PKI Certificate Policy OID>)
policyQualifiers				Not Set
<b>subjectAltName</b>	{id-ce 17}	<b>No</b>	<b>FALSE</b>	
dNSName				Set (<FQDN>), or Not Set

[\*] The expiration shall not exceed the issuing CA's one

Values in angle brackets (<>) indicate that appropriate text as indicated below is present:

<ID#>: indicates the ID number of the issuing CA (e.g., 01);

<Country of Manufacturer>: two-letter country code;

<Company Name>: name that identifies the company;



<Manufacturing Location>: name that identifies the location of manufacture;

<Device Identifier>: Meaningful identifier for the device (e.g., FQDN, Device MAC address, Unique CCAP ID, or UUID).

When a MAC Address is used for the <Device Identifier>, the value of the MAC Address is expressed as six pairs of hexadecimal digits separated by single colons (e.g., 00:60:21:A5:0A:23). Hexadecimal digits greater than 9 are expressed as uppercase letters.

### 13.3.3 Remote PHY Device RSA Certificates

RPD Certificates are issued by **Device Certification Authorities** to RPD devices for secure connectivity to management and backhaul to hubs or headend equipment.

The profile for RPD Device Certificate is provided in Table 17:

**Table 17 – Remote Phy Device RSA Certificate Profile**

R-PHY Device RSA Certificate Profile				
<b>Version</b>	v3 (0x02)			
<b>Serial number</b>	Unique Positive Integer assigned by the CA			
<b>Issuer DN</b>	c=US o=CableLabs ou=Device CA<ID#> cn=CableLabs Device Certification Authority			
<b>Subject DN</b>	c=<Country of Manufacturer> o=<Company Name> ou=<Manufacturing Location> cn=<MAC Address>			
Validity Period				
<b>Not Before</b>	<Issuing Date>			
<b>Not After</b>	<Issuing Date> + Up to 20 yrs [*]			
Public Key Info				
<b>Public Key Data</b>	<b>Public Key Algorithm:</b> • RSA 2048 bit (1 2 840 113549 1 1)		<b>Parameters:</b> • NONE	
<b>Signature Algorithm(s)</b>	<b>Allowed OIDs:</b> • Sha256WithRSAEncryption (1 2 840 113549 1 1 11)			
Extensions				
Standard Extensions	OID	Required	Critical	Value
<b>keyUsage</b>	{id-ce 15}	<b>Yes</b>	<b>TRUE</b>	
digitalSignature				Set (1)
keyEncipherment				Set (1)
<b>authorityKeyIdentifier</b>	{id-ce 35}	<b>Yes</b>	<b>FALSE</b>	
keyIdentifier				Set (<SHA-1 hash of the value of the BIT STRING subjectPublicKey (excluding the tag, length, and number of unused bits)>)

[\*] The expiration shall not exceed the issuing CA's one

Values in angle brackets (<>) indicate that appropriate text as indicated below is present:

<Country of Manufacturer>: two-letter country code;

<Company Name>: name that identifies the company;

**CableLabs PKI**

<MAC Address>: MAC address of the RPD.

The MAC Address is expressed as six pairs of hexadecimal digits separated by single colons (:), e.g., 00:60:21:A5:0A:23. Hexadecimal digits greater than 9 are expressed as uppercase letters.

**13.3.4 Remote Switch Device (RSD) RSA Certificates**

RSD Certificates are issued by **Device Certification Authorities** to RSD devices for secure connectivity to management and backhaul to hubs or headend equipment. RSD devices are non-standard Remote-PHY devices that can leverage the `serialNumber` field in the Subject DN to secure the Secure Zero Touch Provisioning (sZTP) protocol.

The profile for RSD Device Certificate is provided in Table 18:

**Table 18 – Remote Switch Device RSA Certificate Profile**

Remote Switch Device RSA Certificate Profile				
<b>Version</b>	v3 (0x02)			
<b>Serial number</b>	Unique Positive Integer assigned by the CA			
<b>Issuer DN</b>	c=US o=CableLabs ou=Device CA<ID#> cn=CableLabs Device Certification Authority			
<b>Subject DN</b>	c=<Country of Manufacturer> o=<Company Name> ou=<Manufacturing Location> cn=<MAC Address> serialNumber=<Serial Number Identifier>			
Validity Period				
<b>Not Before</b>	<Issuing Date>			
<b>Not After</b>	<Issuing Date> + Up to 20 yrs [*]			
Public Key Info				
<b>Public Key Data</b>	<b>Public Key Algorithm:</b> • RSA 2048 bit (1 2 840 113549 1 1)		<b>Parameters:</b> • NONE	
<b>Signature Algorithm(s)</b>	<b>Allowed OIDs:</b> • Sha256WithRSAEncryption (1 2 840 113549 1 1 11)			
Extensions				
Standard Extensions	OID	Required	Critical	Value
<b>keyUsage</b>	{id-ce 15}	Yes	TRUE	
digitalSignature				Set (1)
keyEncipherment				Set (1)
<b>authorityKeyIdentifier</b>	{id-ce 35}	Yes	FALSE	
keyIdentifier				Set (<SHA-1 hash of the value of the BIT STRING subjectPublicKey (excluding the tag, length, and number of unused bits)>)

[\*] The expiration shall not exceed the issuing CA's one

Values in angle brackets (<>) indicate that appropriate text as indicated below is present:

<Country of Manufacturer>: two-letter country code;

<Company Name>: name that identifies the company;

<MAC Address>: MAC address of the RSD.

<Serial Number Identifier>: Identifier for the RSD.

The MAC Address is expressed as six pairs of hexadecimal digits separated by single colons (:), e.g., 00:60:21:A5:0A:23. Hexadecimal digits greater than 9 are expressed as uppercase letters.

The Serial Number Identifier carries the device's serial number encoded as a Printable String. The maximum size for this field is 64 characters.

### 13.3.5 Remote Phy Server and AAA Certificate Profile (Deprecated)

Remote Phy Server and AAA certificates are issued by **Service Provider Certification Authorities** and are used to authenticate the MSO's DOCSIS infrastructure. The DOCSIS credentials can be easily validated by any entity (e.g., a Cable Modem, a CCAP Core, an RPD, etc.) that is participating in the trust infrastructure.

This profile has been deprecated for the Remote Phy Server (i.e., CCAP Core) and should not be used. Please refer to Section 13.3.1 and Section 13.3.2 for the updated CCAP Core certificate profiles.

The profile Remote Phy Server and AAA certificates is provided in Table 19:

**Table 19 - CableLabs R-Phy Server and AAA Certificate Profile**

CableLabs R-Phy Server and AAA Certificate Profile				
<b>Version</b>	v3 (0x02)			
<b>Serial number</b>	Unique Positive Integer assigned by the CA			
<b>Issuer DN</b>	c=US o=CableLabs ou=Service Provider CA<ID#> cn=CableLabs Service Provider Certification Authority			
<b>Subject DN</b>	c=<Country Code> o=<Company Name> cn=<FQDN>			
Validity Period				
<b>Not Before</b>	<Issuing Date>			
<b>Not After</b>	<Issuing Date> + Up to 25 yrs [*]			
Public Key Info				
<b>Public Key Data</b>	<b>Public Key Algorithm:</b>	<b>Parameters:</b>		
	<ul style="list-style-type: none"> <li>RSA 2048 bit (1 2 840 113549 1 1)</li> </ul>	<ul style="list-style-type: none"> <li>NONE</li> </ul>		
<b>Signature Algorithm</b>	<b>Allowed OIDs:</b>			
	<ul style="list-style-type: none"> <li>Sha256WithRSAEncryption (1 2 840 113549 1 1 11)</li> </ul>			
Extensions				
Standard Extensions	OID	Required	Critical	Value
<b>keyUsage</b>	{id-ce 15}	Yes	TRUE	
digitalSignature				Set (1)
keyEncipherment				Set (1)
<b>authorityKeyIdentifier</b>	{id-ce 35}	Yes	FALSE	
keyIdentifier				Set (<SHA-1 hash of the value of the BIT STRING subjectPublicKey (excluding the tag, length, and number of unused bits)>)
<b>subjectAltName</b>	{id-ce 17}	Yes	FALSE	
dNSName				Set (<Server's FQDN>)
<b>extendedKeyUsage</b>	{id-ce 37}	No	FALSE	
serverAuth	{id-kp 1}			Set (id-kp-serverAuth), or Not Set
clientAuth	{id-kp 2}			Set (id-kp-clientAuth), or Not Set

[\*] The expiration shall not exceed the issuing CA's one

## **CableLabs PKI**

---

Values in angle brackets (<>) indicate that appropriate text as indicated below is present:

<ID#>: indicates the ID number of the issuing CA (e.g., 01)

<Country Code>: two-letter country code

<Company Name>: name that identifies the company

<Common Name>: meaningful name or identifier for the service

Other non-critical extensions might be used in Service Provider certificates as requested by operators.

## 13.4 DPoE Certificates

The DPoE Network uses device identity and authentication procedures functionally equivalent to DOCSIS. In DPoE, the Optical Line Termination (OLT) terminates the DOCSIS protocol on the server side, while the Optical Network Unit (ONU) assume the role of the cable modem.

### 13.4.1 Optical Network Unit Device Certificates (ONU)

DPoE ONU Certificates are issued by **Device Certification Authorities** to DPoE ONU compliant devices (e.g., S-ONU, B-ONU, and D-ONU).

The contents of the DPoE ONU Device certificates are shown in Table 20:

**Table 20 – DPoE ONU Device Certificate Profile**

DPoE ONU Device Certificate Profile				
<b>Version</b>	v3 (0x02)			
<b>Serial number</b>	Unique Positive Integer assigned by the CA			
<b>Issuer DN</b>	c=US o=CableLabs ou=Device CA<ID#> cn=CableLabs Device Certification Authority			
<b>Subject DN</b>	c=<Country of Manufacturer> o=<Company Name> ou=<Manufacturing Location> cn=<MAC Address>			
Validity Period				
<b>Not Before</b>	<Issuing Date>			
<b>Not After</b>	<Issuing Date> + Up to 20 yrs [*]			
Public Key Info				
<b>Public Key Data</b>	<b>Public Key Algorithm:</b>	<b>Parameters:</b>		
	<ul style="list-style-type: none"> <li>RSA 2048 bit (1 2 840 113549 1 1)</li> </ul>	<ul style="list-style-type: none"> <li>NONE</li> </ul>		
<b>Signature Algorithm(s)</b>	<b>Allowed OIDs:</b>			
	<ul style="list-style-type: none"> <li>Sha256WithRSAEncryption (1 2 840 113549 1 1 11)</li> </ul>			
Extensions				
Standard Extensions	OID	Required	Critical	Value
<b>keyUsage</b>	{id-ce 15}	<b>Yes</b>	<b>TRUE</b>	
digitalSignature				Set (1)
keyEncipherment				Set (1)
<b>extendedKeyUsage</b>	{id-ce 37}	<b>Yes</b>	<b>FALSE</b>	
svcONU				Set (id-cl-pki-ext-eku-ONU)
clientAuth				Set (id-kp-clientAuth)
serverAuth				Set (id-kp-serverAuth)
<b>authorityKeyIdentifier</b>	{id-ce 35}	<b>Yes</b>	<b>FALSE</b>	
keyIdentifier				Set (<SHA-1 hash of the value of the BIT STRING subjectPublicKey (excluding the tag, length, and number of unused bits)>)
<b>certificatePolicies</b>	{id-ce 32}	<b>Yes</b>	<b>FALSE</b>	
certPolicyId				Set (<DOCSIS PKI Certificate Policy OID>)
policyQualifiers				Not Set
<b>authorityInfoAccess</b>	{id-pe 1}	No	FALSE	

**CableLabs PKI**

---

ocsp	{id-ad 1}			Set (<HTTP URI of the authoritative OCSP responder>)
calssuers	{id-ad 2}			Set (<HTTP URI of the Issuing CA certificate in DER format>) or Not Set.
<b>crIDistributionPoints</b>	{id-ce 31}	No	FALSE	
distributionPoint				Set (<HTTP URI for Relevant CRL in DER format>)

[\*] The expiration shall not exceed the issuing CA's one

Values in angle brackets (<>) indicate that appropriate text as indicated below is present:

<Country of Manufacturer>: two-letter country code;

<Company Name>: name that identifies the company;

<MAC Address>: MAC address of the RPD.

The MAC Address is expressed as six pairs of hexadecimal digits separated by single colons (:), e.g., 00:60:21:A5:0A:23. Hexadecimal digits greater than 9 are expressed as uppercase letters.

## 13.5 Flexible MAC Architecture Certificates

This section provides the definition of the certificates issued for systems and devices of the Flexible MAC Architecture (FMA). This includes MSO Backoffice, Management functionalities, and MAC Network Elements (MAC NEs) as described in [FMA SYS] and [FMA OSSI]. FMA allows use of RSA and Elliptical Curve (EC) based cryptography and profiles are provided for both in the certificate types profiled.

### 13.5.1 FMA MSO Backoffice Certificates

FMA MSO Backoffice processes (client and server) use Service Provider Certificates issued by **Service Provider Certification Authorities** as defined in Section 12. FMA MSO Backoffice processes and are used to securely access FMA functional elements.

#### 13.5.1.1 FMA MSO Backoffice RSA Certificates

This section provides the profile for RSA based certificates. The RSA and EC MSO Backoffice Certificate profiles provide the similar functionalities with important differences in the keyUsage and Public Key Algorithm selections.

The profile for FMA MSO Backoffice RSA Certificates is provided in Table 21.

**Table 21 - CableLabs FMA MSO Backoffice RSA Certificate Profile**

CableLabs FMA MSO Backoffice RSA Certificate Profile				
<b>Version</b>	v3 (0x02)			
<b>Serial number</b>	Unique Positive Integer assigned by the CA			
<b>Issuer DN</b>	c=US o=CableLabs ou=Service Provider CA<ID#> cn=CableLabs Service Provider Certification Authority			
<b>Subject DN</b>	c=<Country of Manufacture> o=<Company Name> ou=FMA Infrastructure Certificate cn=<Common Name>			
Validity Period				
<b>Not Before</b>	<Issuing Date>			
<b>Not After</b>	<Issuing Date> + Up to 5 years [*]			
Public Key Info				
<b>Public Key Data</b>	<b>Public Key Algorithm:</b>	• RSA 2048 bit (1 2 840 113549 1 1)		<b>Parameters:</b> • NONE
	<b>Public Key Algorithm:</b>	• RSA 3072 bit (1 2 840 113549 1 1)		<b>Parameters:</b> • NONE
	<b>Public Key Algorithm:</b>	• RSA 4096 bit (1 2 840 113549 1 1)		<b>Parameters:</b> • NONE
<b>Signature Algorithm(s)</b>	<b>Allowed OIDs:</b> • Sha256WithRSAEncryption (1 2 840 113549 1 1 11), or • Sha384WithRSAEncryption (1 2 840 113549 1 1 12), or • Sha512WithRSAEncryption (1 2 840 113549 1 1 13)			
Extensions				
Standard Extensions	OID	Required	Critical	Value
<b>keyUsage</b>	{id-ce 15}	Yes	TRUE	
digitalSignature				Set (1)
keyEncipherment				Set (1)
<b>authorityKeyIdentifier</b>	{id-ce 35}	Yes	FALSE	

**CableLabs PKI**

<b>CableLabs FMA MSO Backoffice RSA Certificate Profile</b>				
keyIdentifier				Set (<SHA-1 hash of the value of the BIT STRING subjectPublicKey (excluding the tag, length, and number of unused bits)>)
<b>extendedKeyUsage</b>	{id-ce 37}	No	FALSE	
serverAuth	{id-kp 1}			Set (id-kp-serverAuth), or Not Set
clientAuth	{id-kp 2}			Set (id-kp-clientAuth), or Not Set
<b>subjectAltName</b>	{id-ce 17}	No	FALSE	
dNSName				Set (<Server's FQDN>), or Not Set
<b>crIDistributionPoints</b>	{id-ce 31}	No	FALSE	
distributionPoint				Set (<HTTP URI for Relevant CRL in DER format>)
<b>certificatePolicies</b>	{id-ce 32}	No	FALSE	
certPolicyId				Set (<DOCSIS PKI Certificate Policy OID>)
policyQualifiers				Not Set
<b>authorityInfoAccess</b>	{id-pe 1}	No	FALSE	
ocsp	{id-ad 1}			Set (<HTTP URI of the authoritative OCSP responder>), or Not Set
calssuers	{id-ad 2}			Set (<HTTP URI of the Issuing CA certificate in DER format>), or Not Set

[\*] The expiration shall not exceed the issuing CA's one

Values in angle brackets (<>) indicate that appropriate text as indicated below is present:

<ID#>: indicates the ID number of the issuing CA (e.g., 01);

<Country of Manufacturer>: two-letter country code;

<Company Name>: name that identifies the company;

<Manufacturing Location>: name that identifies the location of manufacture;

<Common Name>: meaningful name or identifier for the device (e.g., Device Name, a UUID, etc.)

When a MAC Address is used for the <Common Name>, the value of the MAC Address is expressed as six pairs of hexadecimal digits separated by single colons (e.g., 00:60:21:A5:0A:23). Hexadecimal digits greater than 9 are expressed as uppercase letters.

### 13.5.1.2 FMA MSO Backoffice Elliptic-Curve Certificates

This section provides the profile for RSA based certificates. The RSA and EC MSO Backoffice Certificate profiles provide the similar functionalities with important differences in the keyUsage and Public Key Algorithm selections.

The profile for FMA MSO Backoffice Elliptic-Curve Certificates is provided in Table 22.

**Table 22 - CableLabs FMA MSO Backoffice ECC Certificate Profile**

<b>CableLabs FMA MSO Backoffice ECC Certificate Profile</b>	
Version	v3 (0x02)
Serial number	Unique Positive Integer assigned by the CA
<b>Issuer DN</b>	c=US o=CableLabs ou=Service Provider CA<ID#> cn=CableLabs Service Provider Certification Authority
<b>Subject DN</b>	c=<Country Code> o=<Company Name> ou= FMA Infrastructure Certificate cn=<Common Name>



CableLabs FMA MSO Backoffice ECC Certificate Profile				
Validity Period				
<b>Not Before</b>	<Issuing Date>			
<b>Not After</b>	<Issuing Date> + Up to 5 years [*]			
Public Key Info				
<b>Public Key Data</b>	<b>Public Key Algorithm:</b>	<b>Parameters:</b>		
	• ecPublicKey (1 2 840 10045 2 1)	• secp256r1 (1.2.840.10045.3.1.7), or • secp384r1 (1.3.132.0.34), or • secp521r1 (1.3.132.0.35)		
	<b>Public Key Algorithm:</b>	<b>Parameters:</b>		
	• id-Ed25519 (1 3 101 112)	• id-Ed25519 (1 3 101 112)		
	<b>Public Key Algorithm:</b>	<b>Parameters:</b>		
	• id-Ed448 (1 3 101 113)	• id-Ed448 (1 3 101 113)		
<b>Signature Algorithm</b>	<b>Allowed OIDs:</b>			
	• Sha256WithRSAEncryption (1 2 840 113549 1 1 11), or • Sha384WithRSAEncryption (1 2 840 113549 1 1 12), or • Sha512WithRSAEncryption (1 2 840 113549 1 1 13), or • ecDSA-with-SHA256 (1 2 840 10045 4 3 2), or • ecDSA-with-SHA384 (1 2 840 10045 4 3 3), or • ecDSA-with-SHA512 (1 2 840 10045 4 3 4)			
Extensions				
Standard Extensions	OID	Required	Critical	Value
<b>keyUsage</b>	{id-ce 15}	Yes	TRUE	
digitalSignature				Set (1)
keyAgreement				Set (1)
<b>authorityKeyIdentifier</b>	{id-ce 35}	Yes	FALSE	
keyIdentifier				Set (<SHA-1 hash of the value of the BIT STRING subjectPublicKey (excluding the tag, length, and number of unused bits)>)
<b>extendedKeyUsage</b>	{id-ce 37}	No	TRUE	
serverAuth	{id-kp 1}			Set (id-kp-serverAuth)
clientAuth	{id-kp 2}			Set (id-kp-clientAuth)
<b>subjectAltName</b>	{id-ce 17}	No	FALSE	
dNSName				Set (<Server's FQDN>), or Not Set
<b>crIDistributionPoints</b>	{id-ce 31}	No	FALSE	
distributionPoint				Set (<HTTP URI for Relevant CRL in DER format>)
<b>certificatePolicies</b>	{id-ce 32}	No	FALSE	
certPolicyId				Set (<DOCSIS PKI Certificate Policy OID>)
policyQualifiers				Not Set
<b>authorityInfoAccess</b>	{id-pe 1}	No	FALSE	
ocsp	{id-ad 1}			Set (<HTTP URI of the authoritative OCSP responder>), or Not Set
caIssuers	{id-ad 2}			Set (<HTTP URI of the Issuing CA certificate in DER format>), or Not Set

[\*] The expiration shall not exceed the issuing CA's one

Values in angle brackets (<>) indicate that appropriate text as indicated below is present:

<ID#>: indicates the ID number of the issuing CA (e.g., 01);

## CableLabs PKI

<Country of Manufacturer>: two-letter country code;

<Company Name>: name that identifies the company;

<Manufacturing Location>: name that identifies the location of manufacture;

<Common Name>: meaningful name or identifier for the device (e.g., Device Name, a UUID, etc.)

When a MAC Address is used for the <Common Name>, the value of the MAC Address is expressed as six pairs of hexadecimal digits separated by single colons (e.g., 00:60:21:A5:0A:23). Hexadecimal digits greater than 9 are expressed as uppercase letters.

### 13.5.2 FMA Management Functionality Certificates

FMA Management Functionality Certificates are issued by **Device Certification Authorities** to support security associations for the management of FMA. This includes Packet Cable Aggregator and MAC Manager systems or devices.

#### 13.5.2.1 FMA Management Functionality RSA Certificates

This section provides the profile for RSA based certificates. The RSA and EC MSO Backoffice Certificate profiles provide the similar functionalities with important differences in the keyUsage and Public Key Algorithm selections.

The profile for FMA Management Functionality RSA Certificates is provided in Table 23.

**Table 23 - CableLabs FMA Management Functionality RSA Certificate Profile**

FMA Management Functionality RSA Certificate Profile		
<b>Version</b>	v3 (0x02)	
<b>Serial number</b>	Unique Positive Integer assigned by the CA	
<b>Issuer DN</b>	c=US o=CableLabs ou=Device CA<ID#> cn=CableLabs Device Certification Authority	
<b>Subject DN</b>	c=<Country of Manufacturer> o=<Company Name> ou=<Manufacturing Location> cn=<Device Identifier>	
Validity Period		
<b>Not Before</b>	<Issuing Date>	
<b>Not After</b>	<Issuing Date> + Up to 5 years [*]	
Public Key Info		
<b>Public Key Data</b>	<b>Public Key Algorithm:</b> • RSA 2048 bit (1 2 840 113549 1 1)	<b>Parameters:</b> • NONE
	<b>Public Key Algorithm:</b> • RSA 3072 bit (1 2 840 113549 1 1)	<b>Parameters:</b> • NONE
	<b>Public Key Algorithm:</b> • RSA 4096 bit (1 2 840 113549 1 1)	<b>Parameters:</b> • NONE
<b>Signature Algorithm</b>	<b>Allowed OIDs:</b> • Sha256WithRSAEncryption (1 2 840 113549 1 1 11), or • Sha384WithRSAEncryption (1 2 840 113549 1 1 12), or • Sha512WithRSAEncryption (1 2 840 113549 1 1 13), or • ecdsa-with-SHA256 (1 2 840 10045 4 3 2), or • ecdsa-with-SHA384 (1 2 840 10045 4 3 3), or • ecdsa-with-SHA512 (1 2 840 10045 4 3 4)	
Extensions		

Standard Extensions	OID	Required	Critical	Value
<b>keyUsage</b>	{id-ce 15}	Yes	TRUE	
digitalSignature				Set (1)
keyEncipherment				Set (1)
<b>authorityKeyIdentifier</b>	{id-ce 35}	Yes	FALSE	
keyIdentifier				Set (<SHA-1 hash of the value of the BIT STRING subjectPublicKey (excluding the tag, length, and number of unused bits)>)
<b>extendedKeyUsage</b>	{id-ce 37}	Yes	FALSE	
svcMGMT				Set (id-cl-pki-ext-eku-MGMT), or Not Set
svcCCAP				Set (id-cl-pki-ext-eku-CCAP), or Not Set
clientAuth				Set (id-kp-clientAuth)
serverAuth				Set (id-kp-serverAuth)
<b>certificatePolicies</b>	{id-ce 32}	Yes	FALSE	
certPolicyId				Set (<DOCSIS PKI Certificate Policy OID>)
policyQualifiers				Not Set
<b>crlDistributionPoints</b>	{id-ce 31}	No	FALSE	
distributionPoint				Set (<HTTP URI for Relevant CRL in DER format>)
<b>authorityInfoAccess</b>	{id-pe 1}	No	FALSE	
ocsp	{id-ad 1}			Set (<HTTP URI of the authoritative OCSP responder>), or Not Set
caIssuers	{id-ad 2}			Set (<HTTP URI of the Issuing CA certificate in DER format>), or Not Set
<b>subjectAltName</b>	{id-ce 17}	No	FALSE	
dNSName				Set (<FQDN>), or Not Set

[\*] The expiration shall not exceed the issuing CA's one

Values in angle brackets (<>) indicate that appropriate text as indicated below is present:

<ID#>: indicates the ID number of the issuing CA (e.g., 01);

<Country of Manufacturer>: two-letter country code;

<Company Name>: name that identifies the company;

<Manufacturing Location>: name that identifies the location of manufacture;

<Device Identifier>: Meaningful identifier for the device (e.g., FQDN, MAC address, CCAP ID, Core ID, or UUID).

If used, extendedKeyUsage may include either svcMGMT or svcCCAP service OIDs. MAC Managers may use svcCCAP and all other Management Functionalities may use svcMGMT.

When a MAC Address is used for the <Device Identifier>, the value of the MAC Address is expressed as six pairs of hexadecimal digits separated by single colons (e.g., 00:60:21:A5:0A:23). Hexadecimal digits greater than 9 are expressed as uppercase letters.

### 13.5.2.2 FMA Management Functionality ECC Certificates

This section provides the profile for EC based certificates. The FMA Management Functionality EC Certificate profiles provide the similar functionalities to the RSA ones with important differences in the keyUsage and Public Key Algorithm selections.

The profile for FMA Management Functionality EC Certificates is provided in Table 24.

**CableLabs PKI****Table 24 - CableLabs FMA Management Functionality ECC Certificate Profile**

<b>FMA Management Functionality ECC Certificate Profile</b>				
<b>Version</b>	v3 (0x02)			
<b>Serial number</b>	Unique Positive Integer assigned by the CA			
<b>Issuer DN</b>	c=US o=CableLabs ou=Device CA<ID#> cn=CableLabs Device Certification Authority			
<b>Subject DN</b>	c=<Country of Manufacturer> o=<Company Name> ou=<Manufacturing Location> cn=<Device Identifier>			
<b>Validity Period</b>				
<b>Not Before</b>	<Issuing Date>			
<b>Not After</b>	<Issuing Date> + Up to 5 years [*]			
<b>Public Key Info</b>				
<b>Public Key Data</b>	<b>Public Key Algorithm:</b>	<b>Parameters:</b>		
	• ecPublicKey (1 2 840 10045 2 1)	• secp256r1 (1.2.840.10045.3.1.7), or • secp384r1 (1.3.132.0.34), or • secp521r1 (1.3.132.0.35)		
	<b>Public Key Algorithm:</b>	<b>Parameters:</b>		
• id-Ed25519 (1 3 101 112)	• id-Ed25519 (1 3 101 112)			
<b>Public Key Algorithm:</b>	<b>Parameters:</b>			
• id-Ed448 (1 3 101 113)	• id-Ed448 (1 3 101 113)			
<b>Signature Algorithm(s)</b>	<b>Allowed OIDs:</b>			
	• Sha256WithRSAEncryption (1 2 840 113549 1 1 11), or • Sha384WithRSAEncryption (1 2 840 113549 1 1 12), or • Sha512WithRSAEncryption (1 2 840 113549 1 1 13)			
<b>Extensions</b>				
<b>Standard Extensions</b>	<b>OID</b>	<b>Required</b>	<b>Critical</b>	<b>Value</b>
<b>keyUsage</b>	{id-ce 15}	<b>Yes</b>	<b>TRUE</b>	
digitalSignature				Set (1)
keyAgreement				Set (1)
<b>authorityKeyIdentifier</b>	{id-ce 35}	<b>Yes</b>	<b>FALSE</b>	
keyIdentifier				Set (<SHA-1 hash of the value of the BIT STRING subjectPublicKey (excluding the tag, length, and number of unused bits)>)
<b>extendedKeyUsage</b>	{id-ce 37}	<b>Yes</b>	<b>FALSE</b>	
svcMGMT				Set (id-cl-pki-ext-eku-MGMT), or Not Set
svcCCAP				Set (id-cl-pki-ext-eku-CCAP), or Not Set
clientAuth				Set (id-kp-clientAuth)
serverAuth				Set (id-kp-serverAuth)
<b>certificatePolicies</b>	{id-ce 32}	<b>Yes</b>	<b>FALSE</b>	
certPolicyId				Set (<DOCSIS PKI Certificate Policy OID>)
policyQualifiers				Not Set
<b>crIDistributionPoints</b>	{id-ce 31}	No	FALSE	
distributionPoint				Set (<HTTP URI for Relevant CRL in DER format>)
<b>authorityInfoAccess</b>	{id-pe 1}	No	FALSE	

ocsp	{id-ad 1}			Set (<HTTP URI of the authoritative OCSP responder>), or Not Set
calssuers	{id-ad 2}			Set (<HTTP URI of the Issuing CA certificate in DER format>), or Not Set
<b>subjectAltName</b>	{id-ce 17}	No	FALSE	
dNSName				Set (<FQDN>), or Not Set

[\*] The expiration shall not exceed the issuing CA's one

Values in angle brackets (<>) indicate that appropriate text as indicated below is present:

<ID#>: indicates the ID number of the issuing CA (e.g., 01);

<Country of Manufacturer>: two-letter country code;

<Company Name>: name that identifies the company;

<Manufacturing Location>: name that identifies the location of manufacture;

<Device Identifier>: Meaningful identifier for the device (e.g., FQDN, MAC address, CCAP ID, Core ID, or UUID).

If used, extendedKeyUsage may include either svcMGMT or svcCCAP service OIDs. MAC Managers may use svcCCAP and all other Management Functionalities may use svcMGMT.

When a MAC Address is used for the <Device Identifier>, the value of the MAC Address is expressed as six pairs of hexadecimal digits separated by single colons (e.g., 00:60:21:A5:0A:23). Hexadecimal digits greater than 9 are expressed as uppercase letters.

### 13.5.3 FMA MAC Network Element (MAC-NE) Certificates

FMA MAC Network Element (MAC-NE) Certificates are issued by **Device Certification Authorities** to support security associations for supporting management and data plane functions FMA. This includes Remote MAC Devices (RMDs).

#### 13.5.3.1 FMA MAC Network Element (MAC-NE) RSA Certificates

This section provides the profile for RSA based certificates. The RSA and EC MAC Network Element (MAC-NE) Certificate profiles provide the similar functionalities with important differences in the keyUsage and Public Key Algorithm selections.

The profile for FMA MAC-NE Certificates is provided in Table 25.

**Table 25 - CableLabs FMA MAC-NE RSA Certificate Profile**

<b>FMA MAC-NE RSA Certificate Profile</b>	
<b>Version</b>	v3 (0x02)
<b>Serial number</b>	Unique Positive Integer assigned by the CA
<b>Issuer DN</b>	c=US o=CableLabs ou=Device CA<ID#> cn=CableLabs Device Certification Authority
<b>Subject DN</b>	c=<Country of Manufacturer> o=<Company Name> ou=<Manufacturing Location> cn=<Device Identifier>
<b>Validity Period</b>	
<b>Not Before</b>	<Issuing Date>
<b>Not After</b>	<Issuing Date> + Up to 20 years [*]

**CableLabs PKI**

Public Key Info				
<b>Public Key Data</b>	<b>Public Key Algorithm:</b>		<b>Parameters:</b>	
	• RSA 2048 bit (1 2 840 113549 1 1)		• NONE	
	<b>Public Key Algorithm:</b>		<b>Parameters:</b>	
	• RSA 3072 bit (1 2 840 113549 1 1)		• NONE	
	<b>Public Key Algorithm:</b>		<b>Parameters:</b>	
	• RSA 4096 bit (1 2 840 113549 1 1)		• NONE	
<b>Signature Algorithm(s)</b>	<b>Allowed OIDs:</b>			
	• Sha256WithRSAEncryption (1 2 840 113549 1 1 11), or			
	• Sha384WithRSAEncryption (1 2 840 113549 1 1 12), or			
	• Sha512WithRSAEncryption (1 2 840 113549 1 1 13)			
Extensions				
Standard Extensions	OID	Required	Critical	Value
<b>keyUsage</b>	{id-ce 15}	<b>Yes</b>	<b>TRUE</b>	
digitalSignature				Set (1)
keyEncipherment				Set (1)
<b>authorityKeyIdentifier</b>	{id-ce 35}	<b>Yes</b>	<b>FALSE</b>	
keyIdentifier				Set (<SHA-1 hash of the value of the BIT STRING subjectPublicKey (excluding the tag, length, and number of unused bits)>)
<b>certificatePolicies</b>	{id-ce 32}	<b>Yes</b>	<b>FALSE</b>	
certPolicyId				Set (<DOCSIS PKI Certificate Policy OID>)
policyQualifiers				Not Set
<b>extendedKeyUsage</b>	{id-ce 37}	<b>No</b>	<b>FALSE</b>	
svcMACNE				Set (id-cl-pki-ext-eku-MACNE)
svcCMTS				Set (id-cl-pki-ext-eku-CMTS), or Not Set
svcCCAP				Set (id-cl-pki-ext-eku-CCAP), or Not Set
clientAuth				Set (id-kp-clientAuth)
serverAuth				Set (id-kp-serverAuth)
<b>crIDistributionPoints</b>	{id-ce 31}	<b>No</b>	<b>FALSE</b>	
distributionPoint				Set (<HTTP URI for Relevant CRL in DER format>)
<b>authorityInfoAccess</b>	{id-pe 1}	<b>No</b>	<b>FALSE</b>	
ocsp	{id-ad 1}			Set (<HTTP URI of the authoritative OCSP responder>), or Not Set
calssuers	{id-ad 2}			Set (<HTTP URI of the Issuing CA certificate in DER format>), or Not Set
<b>subjectAltName</b>	{id-ce 17}	<b>No</b>	<b>FALSE</b>	
dNSName				Set (<FQDN>), or Not Set

[\*] The expiration shall not exceed the issuing CA's one

Values in angle brackets (<>) indicate that appropriate text as indicated below is present:

<ID#>: indicates the ID number of the issuing CA (e.g., 01);

<Country of Manufacturer>: two-letter country code;

<Company Name>: name that identifies the company;

<Manufacturing Location>: name that identifies the location of manufacture;

<Device Identifier>: Meaningful identifier for the device (e.g., FQDN, Device MAC address, Hostname, MacNeUniqueid, or UUID).

When a MAC Address is used for the <Device Identifier>, the value of the MAC Address is expressed as six pairs of hexadecimal digits separated by single colons (e.g., 00:60:21:A5:0A:23). Hexadecimal digits greater than 9 are expressed as uppercase letters.

### 13.5.3.2 FMA MAC Network Element ECC Certificates

This section provides the profile for EC based certificates. The FMA MAC Network Element (MAC-NE) ECC Certificate profiles provide the similar functionalities to the RSA ones with important differences in the keyUsage and Public Key Algorithm selections.

The profile for FMA MAC-NE Certificates is provided in Table 26.

**Table 26 - CableLabs FMA MAC-NE ECC Certificate Profile**

FMA MAC-NE ECC Certificate Profile				
<b>Version</b>	v3 (0x02)			
<b>Serial number</b>	Unique Positive Integer assigned by the CA			
<b>Issuer DN</b>	c=US o=CableLabs ou=Device CA<ID#> cn=CableLabs Device Certification Authority			
<b>Subject DN</b>	c=<Country of Manufacturer> o=<Company Name> ou=<Manufacturing Location> cn=<Device Identifier>			
Validity Period				
<b>Not Before</b>	<Issuing Date>			
<b>Not After</b>	<Issuing Date> + Up to 20 years [*]			
Public Key Info				
<b>Public Key Data</b>	<b>Public Key Algorithm:</b>	ecPublicKey (1 2 840 10045 2 1)		
	<b>Parameters:</b>	<ul style="list-style-type: none"> <li>• secp256r1 (1.2.840.10045.3.1.7), or</li> <li>• secp384r1 (1.3.132.0.34), or</li> <li>• secp521r1 (1.3.132.0.35)</li> </ul>		
	<b>Public Key Algorithm:</b>	<ul style="list-style-type: none"> <li>• id-Ed25519 (1 3 101 112)</li> </ul>		
	<b>Parameters:</b>	<ul style="list-style-type: none"> <li>• id-Ed25519 (1 3 101 112)</li> </ul>		
	<b>Public Key Algorithm:</b>	<ul style="list-style-type: none"> <li>• id-Ed448 (1 3 101 113)</li> </ul>		
	<b>Parameters:</b>	<ul style="list-style-type: none"> <li>• id-Ed448 (1 3 101 113)</li> </ul>		
<b>Signature Algorithm(s)</b>	<b>Allowed OIDs:</b> <ul style="list-style-type: none"> <li>• Sha256WithRSAEncryption (1 2 840 113549 1 1 11), or</li> <li>• Sha384WithRSAEncryption (1 2 840 113549 1 1 12), or</li> <li>• Sha512WithRSAEncryption (1 2 840 113549 1 1 13)</li> </ul>			
Extensions				
Standard Extensions	OID	Required	Critical	Value
<b>keyUsage</b>	{id-ce 15}	<b>Yes</b>	<b>TRUE</b>	
digitalSignature				Set (1)
keyAgreement				Set (1)
<b>authorityKeyIdentifier</b>	{id-ce 35}	<b>Yes</b>	<b>FALSE</b>	
keyIdentifier				Set (<SHA-1 hash of the value of the BIT STRING subjectPublicKey (excluding the tag, length, and number of unused bits)>)
<b>authorityKeyIdentifier</b>	{id-ce 35}	<b>Yes</b>	<b>FALSE</b>	

**CableLabs PKI**

keyIdentifier				Set (<SHA-1 hash of the value of the BIT STRING subjectPublicKey (excluding the tag, length, and number of unused bits)>)
<b>certificatePolicies</b>	{id-ce 32}	Yes	FALSE	
certPolicyId				Set (<DOCSIS PKI Certificate Policy OID>)
policyQualifiers				Not Set
<b>extendedKeyUsage</b>	{id-ce 37}	No	FALSE	
svcMACNE				Set (id-cl-pki-ext-eku-MACNE)
svcCMTS				Set (id-cl-pki-ext-eku-CMTS), or Not Set
svcCCAP				Set (id-cl-pki-ext-eku-CCAP), or Not Set
clientAuth				Set (id-kp-clientAuth)
serverAuth				Set (id-kp-serverAuth)
<b>crIDistributionPoints</b>	{id-ce 31}	No	FALSE	
distributionPoint				Set (<HTTP URI for Relevant CRL in DER format>)
<b>authorityInfoAccess</b>	{id-pe 1}	No	FALSE	
ocsp	{id-ad 1}			Set (<HTTP URI of the authoritative OCSP responder>), or Not Set
caIssuers	{id-ad 2}			Set (<HTTP URI of the Issuing CA certificate in DER format>), or Not Set
<b>subjectAltName</b>	{id-ce 17}	No	FALSE	
dNSName				Set (<FQDN>), or Not Set

[\*] The expiration shall not exceed the issuing CA's one

Values in angle brackets (<>) indicate that appropriate text as indicated below is present:

<ID#>: indicates the ID number of the issuing CA (e.g., 01);

<Country of Manufacturer>: two-letter country code;

<Company Name>: name that identifies the company;

<Manufacturing Location>: name that identifies the location of manufacture.

<Device Identifier>: Meaningful identifier for the device (e.g., FQDN, Device MAC address, Hostname, MacNeUniqueid, or UUID).

When a MAC Address is used for the <Device Identifier>, the value of the MAC Address is expressed as six pairs of hexadecimal digits separated by single colons (e.g., 00:60:21:A5:0A:23). Hexadecimal digits greater than 9 are expressed as uppercase letters.



## Appendix I      Acknowledgements (Informative)

On behalf of the cable industry and our member companies, CableLabs would like to thank the following individuals for their contributions to the development of this specification.

<b>Contributor</b>	<b>Company Affiliation</b>
Massimiliano Pala, Steve Goeringer	CableLabs
Jane Keys, Scott Kenny	Kyrio, Inc.

\* \* \*

**CableLabs PKI****CHANGE HISTORY**



Date	Version	Authors	Changes
11/30/2023	V1.5	Massimiliano Pala	<ul style="list-style-type: none"> <li>Fixed tables numbers and related references</li> <li>Updated TOC and CCAP Core profiles names</li> <li>Updated validity periods for AAA and Server-Side certificates</li> <li>Added New CCAP RSA NRI Certificate for DOCSIS 4.0 and renamed the CCAP RSA Certificate to be CCAP RSA FULL Certificate to reflect the revocation/no-revocation profile</li> </ul>
06/02/2022	V1.4	Massimiliano Pala	<ul style="list-style-type: none"> <li>Added New server profile for R-Phy</li> <li>Editorial Fix for some Tables' Numbers and References</li> <li>Fixed name for Real ID in AAA/RadSec profiles from nai_on_Realm to the correct value of id_on_naiRealm</li> <li>Updated MAC-NE profiles validity to be up to 20 years</li> <li>Updated set of EKU OIDs for MAC-NE profiles</li> <li>Updated <code>svcCCAP</code> OID description to specify CCAP Core functionalities to disambiguate from I-CCAP ones.</li> <li>Updated Version to 1.4</li> </ul>
05/02/2022	V1.3	Massimiliano Pala	<ul style="list-style-type: none"> <li>Updated descriptive text for Remote Switch Device profile</li> <li>Fixed EKU optionality and values for MAC-NE profiles</li> <li>Added ecdsa-with-SHA2 family of algorithms as allowed signing algorithms for FMA ECC profiles</li> <li>Added missing definition for relying party</li> <li>Expanded description for extensions management</li> <li>Added missing references to FMA specifications</li> <li>Small editorial fixes for Names Validations section</li> <li>Added new profile for Remote Switch Devices</li> <li>Updated external references</li> <li>Updated Version to 1.3</li> </ul>
03/14/2022	V1.2	Massimiliano Pala	<ul style="list-style-type: none"> <li>Added square brackets for optional OU field in CVC profiles</li> <li>Added clarification text for optional OU field in CVC profiles</li> <li>Small editorial fixes</li> <li>Updated Version to 1.2</li> </ul>
12/20/2021	V1.1	Massimiliano Pala	<ul style="list-style-type: none"> <li>Changed References from TIS to TI</li> <li>Added FMA RSA and ECC profiles</li> <li>Updated Table Layout for specifying multiple Public Key options together with the associated parameters</li> <li>Fixed/Updated List of Tables</li> <li>Updated Version to 1.1</li> </ul>
11/15/2021	V1.0	Massimiliano Pala	<ul style="list-style-type: none"> <li>Changed Template to remove the Specification terminology</li> <li>Updated File Name conventions to align with current CP practices</li> <li>Added Profiles to support FMA specifications</li> </ul>
10/05/2021	20211105-1	Massimiliano Pala	<ul style="list-style-type: none"> <li>Small Editorial Fixes for R-Phy (RPHY)</li> <li>Added FMA profiles for MAC Management and MAC Network Element (RMDs)</li> </ul>
09/21/2021	20210921-1	Massimiliano Pala	<ul style="list-style-type: none"> <li>Updated PKI description diagram</li> <li>Fixed EKU optionality for SP certificates to allow for no EKU values to be used</li> <li>Small editorial fixes</li> </ul>
03/25/2021	2021-R-0001	Massimiliano Pala	<ul style="list-style-type: none"> <li>First Document Version</li> </ul>



**CableLabs PKI**

---

**DOCUMENT APPROVAL**

Approvals	Name	Date	Signature
VP – S&P Technologies	Brian Scriber	December 14, 2023   11:31 AM MST	 DocuSigned by: 3A035E7476C143A...
SVP & Chief Legal Officer	Courtney Seely	December 11, 2023   3:37 PM MST	 DocuSigned by: 297BE2A9B3644D8...

\* \* \*